

2026 PLAYOFF GUIDE



TABLE OF CONTENTS

STAFF DIRECTORY.....	3	Championship Pedigree.....	53
PLAYOFF INFORMATION.....	4	Season Recap Notes.....	54
QUOTES.....	5	Individual Milestones.....	62
PLAYERS.....	7	Season Statistics – Scoring/Goaltending.....	64
OPPONENTS.....	39	Season Statistics – Home Scoring.....	65
Vegas Golden Knights.....	40	Season Statistics – Road Scoring.....	66
Anaheim Ducks.....	41	Season Statistics – Goal Summary.....	67
Colorado Avalanche.....	42	Season Statistics – Faceoff Summary.....	68
Dallas Stars.....	43	Season Statistics – Real-Time Stats.....	69
Edmonton Oilers.....	44	Season Statistics – Time on Ice.....	70
Los Angeles Kings.....	45	Utah Mammoth Highs & Lows.....	71
Minnesota Wild.....	46	Situations.....	74
YEAR IN REVIEW.....	47	Team Game-by-Game.....	75
League Standings.....	48	Player Game-by-Game.....	77
Mammoth Among League Leaders.....	50	In Season Transactions.....	82
Mammoth Category Leaders.....	51	Injury Report.....	84
Playoff Experience.....	52	Utah Mammoth Honors.....	85
		Prospect Statistics.....	89



UTAH MAMMOTH STAFF DIRECTORY

President of Hockey Operations Chris Armstrong
General Manager Bill Armstrong
Assistant GM / GM, Tucson Roadrunners John Ferguson
Assistant General Manager David Ludwig
Sr. Advisor to the General Manager Larry Pleau
Chief of Staff/Head of Facilities Patrick Murphy
Director of Hockey Administration Erin Bilello
Coordinator of Hockey Administration Sophia Price
Manager, Salary Cap & Hockey Strategy Chase Glasberg
Hockey Operations Assistant / Video Scout Jake Schmick
Director of Team Operations Dave Griffiths
Team Services & Security Jim O'Neal
Director of Team Security Chris Johnson
VP of Strategic Initiatives, Hockey Ops Addie McNamara
Business Operations Associate Isabella Cuevas

Head Coach André Tourigny
Assistant Coach Mario Duhamel
Assistant Coach John Madden
Assistant Coach Blaine Forsythe
Goaltender Coach Corey Schwab
Video Coach Hunter Cherni
Assistant Video Coach Alec Rippetoe
Skills Coach Kyle Bochek
Assistant Skills Coach Brian Slugocki

Head Equipment Manager Tony Silva
Equipment Manager Stan Wilson
Assistant Equipment Manager Ryan Andrus
Assistant Equipment Manager Jason Rudee
Assistant Equipment Manager Matt Schwegmann

Head Athletic Trainer Dave Zenobi
Assistant Athletic Trainer Bill Nervig
Rehabilitation Coordinator Mark Packwood
Massage Therapist Jordan Baines

High Performance Director Devan McConnell
Head Performance Coach Mitch Stewart
Assistant Performance & Reconditioning Coach ... Ryan Wysocki

High Performance Nutrition Coach Carl Bombardier
Executive Performance Chef Sam Sears
Sous Chef James Hafner
Front of House Associate Lauren Shoughro

Director of Player Development Lee Stempniak
Player Development Coach Jeff Shantz
Player Development Coach Kurtis Foster
Player Development Coach Nathaniel Brooks
Skating Coach Lars Hepso
Practice Goaltender Colten McIntyre

Manager of Hockey Analytics Elliott Leifer
Research & Development Coordinator Kevin Paganini
Full Stack & Data Engineer Chase Watson
Analytics Consultant Gianfranco Giuliano
Analytics Consultant Matt Hitzig

Director of Pro Scouting Alan Hepple
Director of European Pro Scouting Brett Stewart
Pro Scout David Oliver
Pro Scout Mike Guentzel
Pro Scout Eric Boguniecki

Director of Amateur Scouting Darryl Plandowski
Assistant Director of Amateur Scouting Teal Fowler
Amateur Scout Cory Banika
Amateur Scout Mark Bell
Amateur Scout Clay Adams
Amateur Scout Randy Hansch
Amateur Scout Kevin Pedersen
Amateur Scout Tyler Bilton
Amateur Scout Kevin Thacker
Amateur Scout Rick Comley
Amateur Scout Luke Curadi
Amateur Scout Jani Kiviharju

Director of Mental Wellness & Player Performance .. Vince Lodato
Mental Wellness & Performance Consultant Tom Golightly
Leadership Performance Consultant Marc Guevremont
Draft Consultant Kyle McDonald

Chief Communications Officer Julie Kehoe
Director of Hockey Communications Jeffrey Sanders
Manager of Hockey Communications David Piper
Coordinator of Hockey Communications Rachel Boorse

VP of PR & Corporate Communications Cassie Uncapher
Sr. Manager of PR & Corporate Communication .. Makaelee Henry
Coordinator of Corporate Communication Tyler Boroshok

Hockey media requests should be directed in writing to
Jeffrey Sanders (jeffrey.sanders@utahmammoth.com) and
David Piper (david.piper@utahmammoth.com).

Business media requests should be directed in writing to
Cassie Uncapher (cassie.uncapher@teamseg.com) and
Makaelee Henry (makaelee.henry@teamseg.com).

MEDIA INFO & FIRST ROUND SCHEDULE

On behalf of the Utah Mammoth PR department, we would like to welcome you to the 2026 Stanley Cup Playoffs. We hope the below information will assist you in your postseason coverage. Please do not hesitate to contact us if you have any questions.

FIRST ROUND SCHEDULE (ALL TIMES MT)

GAME 1 - SUNDAY, APRIL 19, 2026

8 P.M. | ESPN, SEG+, Utah16
T-Mobile Arena | Las Vegas

GAME 2 - TUESDAY, APRIL 21, 2026

7:30 P.M. | ESPN2, SEG+, Utah16
T-Mobile Arena | Las Vegas

GAME 3 - FRIDAY, APRIL 24, 2026

7:30 P.M. | TBS, SEG+, Utah16
Delta Center | Salt Lake City, UT

GAME 4 - MONDAY, APRIL 27, 2026

TBD | ESPN, SEG+, Utah16
Delta Center | Salt Lake City, UT

GAME 5 - WEDNESDAY, APRIL 29, 2026 (IF NECESSARY)

Timing TBD | Network TBD
T-Mobile Arena | Las Vegas

GAME 6 - FRIDAY, MAY 1, 2026 (IF NECESSARY)

Timing TBD | Network TBD
Delta Center | Salt Lake City, UT

GAME 7 - SUNDAY, MAY 3, 2026 (IF NECESSARY)

Timing TBD | Network TBD
T-Mobile Arena | Las Vegas



STANLEY CUP[®] PLAYOFFS

PLAYOFF FORMAT

Each of the four rounds during the Stanley Cup Playoffs will be best-of-seven, and the format is a set bracket which is largely division-based with two Wild Cards from each conference. Home-ice advantage during the first two rounds will be given to the team that placed higher in the regular-season standings, and the higher seed will host Games 1, 2, 5 and 7 in each round.

First-round winners within each bracket will face off in the Second Round to determine which teams advance to the Conference Finals. Home-ice advantage during the Conference Finals and Stanley Cup Final will be determined based on which team had a better regular-season record, regardless of the teams' final standing in their respective divisions.

CREDENTIALING INFORMATION

During the playoffs, single-game credentials should be requested from David Piper (david.piper@utahmammoth.com) and Rachel Boorse (rachel.boorse@utahmammoth.com) absolutely no later than 24 hours prior to puck drop. Credential requests may be denied for any reason, and each outlet is limited to a maximum of two press seats for each game. All credentials for the 2026 Stanley Cup Final must be requested through the National Hockey League.

PRESS MATERIALS

To watch availability videos and keep track of key Mammoth updates during the playoffs, please be sure to follow @UtahMammoth_PR on X. The Mammoth PR department has also crafted UtahMammothPR.com to house all of its communication materials, including game notes, press releases, downloadable availability videos and a media guide archive. To be added to any Mammoth email distribution lists for the playoffs, please reach out to a member of the Mammoth PR department.



HEAD COACH ANDRÉ TOURIGNY

ON CLINCHING A PLAYOFF BERTH

“Obviously, I’m really proud of the group. Really proud of the resilience of our group. There’s an 82 game long season but I think if you look at all the process throughout the season, we had objectives: Thanksgiving, Christmas, Olympic Break, Trade Deadline and obviously, end of the season (making) playoffs. I think we met every time, we met the objective a little bit tight at times, but we were on pace all the time with the challenge this season was bringing, so resilience of the guys, really proud of them.”

ON GIVING THE FANS THEIR FIRST PLAYOFF EXPERIENCE

“Yesterday I talked to Chris (Armstrong), and that’s exactly what I told him. I said, everybody talks about the players, the coaches who made the playoffs. It’s more than that. It’s all of us. It’s people upstairs, our analytic department, our social media people, our media people, our fans, our coach, our trainer, everybody. We take a lot of pride in that. That’s what I said, Chris at the end of the day, it’s to know all of us together. We made it. Our fan made it, and we are in the playoffs. Having that said, we didn’t make it to (our) destination. We made it to the station, but the destination still (has yet) to be reached, and there’s still a lot of work to be done. That doesn’t mean we cannot appreciate the fact the fans gave us all their support and their love. They give us all the energy we need every game and create that excitement. The organization does a great job to push that forward, and our players embrace that, and our coaches are so proud of it. Everybody is on the same page, but I think it means a lot for everybody.”

ON HOW VALUABLE VETERANS’ EXPERIENCE IS IN THE POSTSEASON

“It’s really important. It’s really important. When we signed Ian Cole, there’s a guy in the room in Vancouver who I knew, and when they lost in the first round, they lost a game I don’t remember if it was the first or second game. They were a team who did not have a lot of playoff experience, and this player told me, Colesy really was looking at us like, ‘What were you expecting? You were expecting we will win the next 16 games?’ That’s part of it. And he calmed everything down. For him, it was kind of a we’re in one. It will be a grind. Get used to that. Get used to being uncomfortable and stuff like that. Really this player told me, he’s the guy who really by his demeanor, by his experience, just made us understand, ‘oh, that’s just the way it is.’ They ended up winning that round and so on and so forth. A guy like Colesy, I won’t name all the guys, because I will forget some guys, but we said it all year long, our veterans, who’d been battle tested, will bring a lot. But that doesn’t mean you need to have three Stanley Cups in your pocket to be good in the playoffs. There’s guys who’ve been good way before that, and that’s what we attempt to do. We expect our veteran who has experience, our leaders to do their part, but we expect everybody to be ready for the challenge when challenge will arise.”



CAPTAIN CLAYTON KELLER

ON MAKING THE PLAYOFFS

"It's super exciting. We're so excited to be in the playoffs. This is where we wanted to go and now the real fun starts, the regular season's over. It doesn't matter at all really. It's (time to) focus on Vegas."

ON THE DELTA CENTER ATMOSPHERE DURING PLAYOFFS

"It's going to be amazing. I think it's going to blow past our expectations, and I can't wait for it. Everyone's kind of been talking about it, people I've met in the community and things like, that saying they can't wait to come to the games. So, super excited for sure."

FORWARD LAWSON CROUSE

ON THE PLAYOFF ATMOSPHERE AT THE DELTA CENTER

"Insane. I think they've created a really nice home barn for us. We've used it to our advantage: just the energy, the love, the passion. It's been a lot of fun to play there. I'm excited to see where they take it in the playoffs."

ON ACCOMPLISHING THE TEAM'S GOAL TO MAKE THE PLAYOFFS

"It's huge. We set our mind on a goal and we accomplished it. But saying that, we've got a lot of work to do. Obviously, two big games here at home that we want to finish off on the right foot. Then regroup and start getting ready for Game 1."

DEFENSEMAN MIKHAIL SERGACHEV

ON WHAT EXCITES THE TEAM ABOUT CLINCHING A PLAYOFF BERTH

"It's obviously an unbelievable feeling making it to the playoffs. But it's got to be given now. From now on, it's got to be given that we make the playoffs and go from there. This year, we've got to experience that and try to go all the way. Try to play our best, but it takes experience. Last year's experience helped us get here. Hopefully, this year, experience will help us all the way."

ON THE DELTA CENTER ATMOSPHERE

"It's the same atmosphere. It's been a playoff atmosphere all season long. Obviously, people are going to be more excited in the playoffs and are going to be louder, more rowdy and stuff like that. It's going to be fun."

ON COMPETING FOR THE CUP

"Making the playoffs for this team should be a given every year with the amount of skill, grit and speed that we have. Obviously, it was satisfying when we clinched, but now it's just another mission to go deep, see how it is and have a chance at it. We're not really satisfied by making the playoffs, at least I'm not."

ON THE LEARNING LESSON FOR THE YOUNG PLAYERS

"I hope it's going to be a big one because the sooner we learn as a team what it is and how to win in the playoffs, the better chance we have at it, at winning it all. Any playoff game is worth more than the regular season game times ten. It's going to be a big step forward for our group."

FORWARD NICK SCHMALTZ

ON CLINCHING A PLAYOFF BERTH FOR THE FIRST TIME IN FRANCHISE HISTORY

"Yeah, I think there were a lot of ups and downs. I think we started off hot and then kind of cooled off after that, but I think overall, pretty good year from a lot of guys and a lot of guys stepping up. It's awesome to see the hard work kind of pay off a little bit, but now the real fun starts."

ON WHAT'S HE'S MOST EXCITED FOR IN TERMS OF THE UPCOMING PLAYOFF RUN

"I love playing in those high-intensity games where everything matters. You have to step up and elevate your game, so I think we'll all be ready."

THE
PLAYERS





ANDREW AGOZZINO 36

POSITION: Left Wing **HEIGHT:** 5'10" **WEIGHT:** 187
SHOOTS: Left **AGE:** 35
BORN: Jan. 11, 1991 **BIRTHPLACE:** Kleinburg, Ontario, CAN
ACQUIRED: Signed as a free agent, July 2, 2024
DRAFTED: Undrafted

SEASON HIGHS

MOST GOALS, GAME:	None
MOST ASSISTS, GAME:	None
MOST POINTS, GAME:	None
MOST PIM, GAME:	None
MOST SHOTS, GAME:	None
LONGEST GOAL STREAK:	None
LONGEST ASSIST STREAK:	None
LONGEST POINT STREAK:	None
HAT TRICKS:	None
MULTI-POINT GAMES:	None

2025-26 HIGHLIGHTS

- Made his Mammoth debut at COL (10/9), marking his first NHL game since March 2023
- Played 54 AHL games with Tucson, ranking tied for fourth on the team in goals (19) and tied for fifth in points (39)
- One of three Roadrunners skaters to score at all three strengths, with a team-high seven power-play goals and one shorthanded tally

CAREER STATISTICS

SEASON	TEAM	LEAGUE	REGULAR SEASON									PLAYOFFS				
			GP	G	A	PTS	PP	SH	GW	+/-	PIM	GP	G	A	PTS	PIM
2014-15	Colorado	NHL	1	0	1	1	0	0	0	+1	0	-	-	-	-	-
	Lake Erie	AHL	74	30	34	64	7	3	4	+2	55	-	-	-	-	-
2015-16	Colorado	NHL	9	0	2	2	0	0	0	-1	0	-	-	-	-	-
	San Antonio	AHL	41	12	17	29	3	0	1	-13	32	-	-	-	-	-
2016-17	Chicago	AHL	71	18	36	54	11	2	6	+9	57	10	3	3	6	6
2017-18	San Antonio	AHL	72	23	21	44	9	1	3	-10	63	-	-	-	-	-
2018-19	Colorado	NHL	11	1	1	2	0	0	0	+2	0	-	-	-	-	-
	Colorado	AHL	56	26	34	60	8	4	5	+12	67	4	3	0	3	6
2019-20	Anaheim	NHL	5	1	0	1	0	0	0	+3	0	-	-	-	-	-
	Pittsburgh	NHL	17	0	2	2	0	0	0	+0	4	-	-	-	-	-
	Wilkes-Barre/ Scranton	AHL	37	14	19	33	2	0	3	+5	28	-	-	-	-	-
2020-21	Anaheim	NHL	3	0	1	1	0	0	0	+0	0	-	-	-	-	-
	San Diego	AHL	31	13	14	27	8	0	2	-4	27	-	-	-	-	-
2021-22	Ottawa	NHL	1	0	0	0	0	0	0	+0	0	-	-	-	-	-
	Belleville	AHL	66	20	23	43	4	0	2	-5	61	2	1	1	2	5
2022-23	San Jose	NHL	4	1	2	3	0	1	0	-1	0	-	-	-	-	-
	San Jose	AHL	63	26	35	61	6	2	3	-2	72	-	-	-	-	-
2023-24	San Diego	AHL	72	26	38	64	13	0	4	+4	44	-	-	-	-	-
2024-25	Tucson	AHL	55	20	23	43	7	0	5	-4	54	3	1	1	2	5
2025-26	Utah	NHL	2	0	0	0	0	0	0	0	0	-	-	-	-	-
	Tucson*	AHL	54	19	20	39	7	1	4	-1	24	-	-	-	-	-
NHL TOTALS (8 SEASONS)			53	3	9	12	0	1	0	+4	4	-	-	-	-	-

* AHL totals updated through games played on April 16



DANIIL BUT 19

POSITION: Left Wing **HEIGHT:** 6'5" **WEIGHT:** 203
SHOOTS: Right **AGE:** 21
BORN: Feb. 15, 2005 **BIRTHPLACE:** Yaroslavl, Russia
ACQUIRED: Transferred from Arizona on June 13, 2024
CONTRACT: Signed through 2027-28
DRAFTED: 2023, Arizona's 2nd choice (1st round, 12th overall)

SEASON HIGHS

MOST GOALS, GAME: 1 (3x, m.r. 1/13/26 vs. TOR)
MOST ASSISTS, GAME: 1 (4x, m.r. 1/21/26 vs. PHI)
MOST POINTS, GAME: 2 (1/13/26 vs. TOR)
MOST PIM, GAME: 2 (4x, m.r. 1/11/26 vs. CBJ)

LONGEST GOAL STREAK: None
LONGEST ASSIST STREAK: 2 gm (12/14/25-12/16/25: 2a)
LONGEST POINT STREAK: 2 gm (12/14/25-12/16/25: 2a)

MULTI-POINT GAMES: 1 (last: 1/13/26 vs. TOR)



2025-26 HIGHLIGHTS

- Made his NHL/Mammoth debut at ANA (12/3) and tallied each of his first three NHL points on the power play (1g, 2a), including his first NHL goal vs. NJD (12/19)
- Tied for the seventh-most goals (19) and eighth-most power-play goals (6) of any AHL rookie
- Scored his first AHL/professional hat trick vs. Coachella Valley (11/8)
- Registered a season-high four points (2g, 2a) vs. San Jose (3/14) as part of a four-game point streak from 3/14-3/23 (4g, 5a)

CAREER STATISTICS

			REGULAR SEASON									PLAYOFFS				
SEASON	TEAM	LEAGUE	GP	G	A	PTS	PP	SH	GW	+/-	PIM	GP	G	A	PTS	PIM
2025-26	Utah	NHL	29	3	4	7	1	0	0	+1	8	-	-	-	-	-
	Tucson	AHL	41	19	20	39	6	0	1	+1	38	-	-	-	-	-
NHL TOTALS (1 SEASONS)			29	3	4	7	1	0	0	+1	8	33	1	2	3	0

* AHL totals updated through games played on April 16



MICHAEL CARCONE 53

POSITION: Left Wing **HEIGHT:** 5'9" **WEIGHT:** 170
SHOOTS: Left **AGE:** 29
BORN: May 19, 1996 **BIRTHPLACE:** Ajax, Ontario
ACQUIRED: Transferred from Arizona on June 13, 2024
CONTRACT: Signed through 2027-28
DRAFTED: Undrafted

SEASON HIGHS

MOST GOALS, GAME:	2 (12/14/25 at PIT)
MOST ASSISTS, GAME:	2 (4/7/26 vs. EDM)
MOST POINTS, GAME:	2 (5x, m.r. 4/7/26 vs. EDM)
MOST PIM, GAME:	10 (11/2/25 vs. TBL)
LONGEST GOAL STREAK:	2 gm (2x, m.r. 3/5/26-3/7/26: 2g, 1a)
LONGEST ASSIST STREAK:	2 gm (2x, m.r. 1/27/26-1/29/26: 1g, 2a)
LONGEST POINT STREAK:	2 gm (6x, m.r. 3/5/26-3/7/26: g, 1a)
MULTI-POINT GAMES:	5 (last: 4/7/26 vs. EDM: 2a)

2025-26 HIGHLIGHTS

- Set new career highs in assists (15), points (31) and power-play goals (3)
- Posted his second-most goals (16) in any season during his NHL career and tied for the fourth-most road goals of any Mammoth skater, with 12 of his tallies coming away from home
- Recorded his lone multi-goal game (2g) at PIT (12/14), potting two of Utah's four unanswered goals in the third period as the Mammoth erased a 3-0 deficit to win in overtime
- Signed a two-year contract extension with Utah on 3/20



CAREER STATISTICS

SEASON	TEAM	LEAGUE	REGULAR SEASON									PLAYOFFS				
			GP	G	A	PTS	PP	SH	GW	+/-	PIM	GP	G	A	PTS	PIM
2021-22	Arizona	NHL	21	4	2	6	0	0	0	-8	14	-	-	-	-	-
	Tucson	AHL	48	24	17	41	8	0	2	-11	62	-	-	-	-	-
2021-22	Arizona	NHL	9	2	1	3	0	0	0	+3	2	-	-	-	-	-
	Tucson	AHL	65	31	54	85	14	0	5	+4	127	3	2	2	4	0
2023-24	Arizona	NHL	74	21	8	29	1	1	4	-2	35	-	-	-	-	-
2024-25	Utah	NHL	53	7	12	19	0	0	0	-7	36	-	-	-	-	-
2025-26	Utah	NHL	79	16	15	31	3	0	0	+4	22	-	-	-	-	-
NHL TOTALS (5 SEASONS)			236	50	38	88	4	1	4	-10	109	-	-	-	-	-



IAN COLE 28

POSITION: Defenseman **HEIGHT:** 6'1" **WEIGHT:** 237
SHOOTS: Left **AGE:** 37
BORN: Feb. 21, 1989 **BIRTHPLACE:** Ann Arbor, Michigan
ACQUIRED: Signed as a free agent, July 1, 2024
CONTRACT: Signed through 2025-26
DRAFTED: 2007, St. Louis' 1st choice (1st round, 18th overall)

SEASON HIGHS

MOST GOALS, GAME:	1 (3x, m.r. 3/14/26 vs. PIT)
MOST ASSISTS, GAME:	2 (2x, m.r. 1/13/26 vs. TOR)
MOST POINTS, GAME:	2 (3x, m.r. 1/13/26 vs. TOR)
MOST PIM, GAME:	7 (1/26/26 at TBL)
LONGEST GOAL STREAK:	None
LONGEST ASSIST STREAK:	2 gm (3x, m.r. 4/4/26-4/7/26: 2a)
LONGEST POINT STREAK:	2 gm (4x, m.r. 4/4/26-4/7/26: 2a)
MULTI-POINT GAMES:	3 (last: 1/13/26 vs. TOR)

2025-26 HIGHLIGHTS

- Tallied 23 points (3g, 20a) in 82 games, reaching the 20-assist and 20-point marks for the first time since 2019-20
- Ranked 15th in the NHL in blocked shots (151) and led the team in shorthanded ice time per game (3:02)
- Played all 82 games for the second straight season and is one of only two Mammoth skaters to appear in all 164 contests in franchise history, alongside Nick Schmaltz
- Was one of five Mammoth skaters with multiple fighting majors (2)

PLAYOFF CAREER HIGHS

GOALS:	1 (3x; last: 4/20/23 w/ TBL, ECFR G2 at TOR)
ASSISTS:	2 (2x; last: 4/15/19 w/ COL, WCFR G3 vs. CGY)
POINTS:	2 (2x; last: 4/15/19 w/ COL, WCFR G3 vs. CGY)

CAREER PLAYOFF HIGHLIGHTS

- Won back-to-back Stanley Cups with Pittsburgh in 2016 and 2017, totaling 14 points (1g, 13a) in 54 games over three postseasons with the Penguins
- Opened the scoring just 7:36 into Game 4 of the 2016 Stanley Cup Final, marking the first goal of his playoff career
- Scored his first career playoff overtime goal with Carolina in Game 1 of the 2022 Eastern Conference Second Round vs. NYR
- Played the third-most playoff games (127) of any NHL defensemen from 2015-24, reaching the playoffs in 10 consecutive seasons as a member of seven different teams



CAREER STATISTICS

			REGULAR SEASON									PLAYOFFS				
SEASON	TEAM	LEAGUE	GP	G	A	PTS	PP	SH	GW	+/-	PIM	GP	G	A	PTS	PIM
2010-11	St. Louis	NHL	26	1	3	4	0	0	0	+6	35	-	-	-	-	-
	Peoria	AHL	44	5	10	15	1	0	0	+2	63	-	-	-	-	-
2011-12	St. Louis	NHL	26	1	5	6	0	0	0	+7	22	2	0	0	0	0
	Peoria	AHL	22	1	3	4	0	0	0	-8	26	-	-	-	-	-
2012-13	St. Louis	NHL	15	0	1	1	0	0	0	-4	10	-	-	-	-	-
	Peoria	AHL	34	3	11	14	1	0	0	-9	43	-	-	-	-	-
2013-14	St. Louis	NHL	46	3	8	11	0	0	0	+15	31	-	-	-	-	-
2014-15	St. Louis	NHL	54	4	5	9	0	0	0	+16	44	-	-	-	-	-
	Pittsburgh	NHL	20	1	7	8	0	0	0	-2	7	5	0	2	2	8
2015-16	Pittsburgh	NHL	70	0	12	12	0	0	0	-3	59	24	1	2	3	14
2016-17	Pittsburgh	NHL	81	5	21	26	0	0	1	+26	72	25	0	9	9	22
2017-18	Pittsburgh	NHL	47	3	10	13	0	0	0	+3	52	-	-	-	-	-
	Columbus	NHL	20	2	5	7	0	0	0	+11	24	6	0	3	3	2
2018-19	Colorado	NHL	71	2	13	15	0	0	0	-1	115	12	0	5	5	16
2019-20	Colorado	NHL	65	4	22	26	0	0	1	+21	36	15	0	2	2	10
2020-21	Colorado	NHL	2	0	0	0	0	0	0	+0	0	-	-	-	-	-
	Minnesota	NHL	52	1	7	8	0	0	1	+21	32	7	0	0	0	6
2021-22	Carolina	NHL	75	2	17	19	0	0	1	+15	83	14	1	1	2	10
2022-23	Tampa Bay	NHL	78	3	14	17	0	0	0	+13	61	6	1	2	3	4
2023-24	Vancouver	NHL	78	2	9	11	0	0	0	+10	61	13	0	2	2	6
2024-25	Utah	NHL	82	1	16	17	0	0	0	-2	77	-	-	-	-	-
2025-26	Utah	NHL	82	3	20	23	0	0	0	+16	50	-	-	-	-	-
NHL TOTALS (16 SEASONS)			990	38	195	233	0	0	4	+168	871	129	3	28	31	98



LOGAN COOLEY 92

POSITION: Center **HEIGHT:** 6'0" **WEIGHT:** 191
SHOOTS: Left **AGE:** 21
BORN: May 4, 2004 **BIRTHPLACE:** Pittsburgh, Pennsylvania
ACQUIRED: Transferred from Arizona on June 13, 2024
CONTRACT: Signed through 2033-34
DRAFTED: 2022, Arizona's 1st choice (1st round, 3rd overall)

SEASON HIGHS

MOST GOALS, GAME: 4 (11/24/25 vs. VGK)
MOST ASSISTS, GAME: 2 (2x, m.r. 4/9/26 vs. VGK)
MOST POINTS, GAME: 5 (11/24/25 vs. VGK)
MOST PIM, GAME: 6 (11/20/25 vs. VGK)

LONGEST GOAL STREAK: 3 gm (3/26/26-4/2/26: 5g, 1a)
LONGEST ASSIST STREAK: 3 gm (10/23/25-10/26/25: 5g, 3a)
LONGEST POINT STREAK: 6 gm (3/26/26-4/9/26: 6g, 5a)

HAT TRICKS: 2 (last 11/24/25 vs. VGK)
MULTI-POINT GAMES: 9 (last: 4/9/26 vs. NSH)

2025-26 HIGHLIGHTS

- Scored 24 goals in 54 games with Utah, becoming the fourth active American skater to reach the 20-goal mark in each of his first three NHL seasons
- Ranked second in multi-goal games (6) and tied for fifth in goals among all NHL skaters aged 21 or younger despite missing 28 games due to an upper-body injury
- Scored the first natural hat trick in franchise history at STL (10/23), with three goals in the first period, and added Utah's first-ever four-goal game (4g, 1a) at VGK (11/24)
- Named the NHL's Second Star of the Week on 10/27 and signed an eight-year contract extension with Utah two days later
- Netted his second career overtime winner at CBJ (3/7)



CAREER STATISTICS

SEASON	TEAM	LEAGUE	REGULAR SEASON									PLAYOFFS				
			GP	G	A	PTS	PP	SH	GW	+/-	PIM	GP	G	A	PTS	PIM
2023-24	Arizona	NHL	82	20	24	44	3	1	2	-13	18	-	-	-	-	-
2024-25	Utah	NHL	75	25	40	65	7	0	2	+1	46	-	-	-	-	-
2025-26	Utah	NHL	54	24	19	43	6	2	3	+3	28	-	-	-	-	-
NHL TOTALS (3 SEASONS)			211	69	83	152	16	3	7	-9	92	-	-	-	-	-



LAWSON CROUSE 67

POSITION: Left Wing **HEIGHT:** 6'4" **WEIGHT:** 214
SHOOTS: Left **AGE:** 28
BORN: Jun. 23, 1997 **BIRTHPLACE:** Mount Brydges, Ontario
ACQUIRED: Transferred from Arizona, June 13, 2024
CONTRACT: Signed through 2026-27
DRAFTED: 2015, Florida's 1st choice (1st round, 11th overall)

SEASON HIGHS

MOST GOALS, GAME: 2 (3x, m.r. 3/22/26 vs. LAK)
MOST ASSISTS, GAME: 2 (2x, m.r. 1/17/26 vs. SEA)
MOST POINTS, GAME: 3 (2x, m.r. 3/22/26 LAK)
MOST PIM, GAME: 17 (3/26/26 vs. WSH)

LONGEST GOAL STREAK: None
LONGEST ASSIST STREAK: 2 gm (4x, m.r. 3/22/26-3/24/26: 3g, 1a)
LONGEST POINT STREAK: 3 gm (2x, m.r. 4/4/26-4/9/26: 2g, 2a)

MULTI-POINT GAMES: 8 (last: 4/4/26 at VAN)

- Scored eight goals in 15 games during the final month of the regular season (3/16-4/16: 8g, 4a), the second-most of any Mammoth skater over that span
- Selected as the winner of Utah's All-In Award

PLAYOFF CAREER HIGHS

GOALS: 1 (2x; last: 8/15/20 w/ ARI, WCFR G3 vs. COL)
ASSISTS: None
POINTS: 1 (2x; last: 8/15/20 w/ ARI, WCFR G3 vs. COL)

CAREER PLAYOFF HIGHLIGHTS

- Made his playoff debut with Arizona in the bubble in 2020 and ranked tied for third on the team in goals (2)
- Scored his first career playoff goal in Game 2 of the Western Conference Qualifying Round at NSH

2025-26 HIGHLIGHTS

- Matched his career high in goals (24), reaching the 20-goal mark for the fourth time
- Was one of only six NHL players to register at least 20 goals and 200 hits (212), ranking second on the team in hits and tied for second among forwards in blocked shots (52)

CAREER STATISTICS

SEASON	TEAM	LEAGUE	REGULAR SEASON									PLAYOFFS				
			GP	G	A	PTS	PP	SH	GW	+/-	PIM	GP	G	A	PTS	PIM
2016-17	Arizona	NHL	72	5	7	12	0	1	2	-20	48	-	-	-	-	-
2017-18	Arizona	NHL	11	1	0	1	0	0	0	-6	7	-	-	-	-	-
	Tucson	AHL	56	15	17	32	5	1	3	+3	70	9	2	6	8	2
2018-19	Arizona	NHL	81	11	14	25	0	2	1	+5	67	-	-	-	-	-
2019-20	Arizona	NHL	66	15	10	25	0	1	3	+0	33	9	2	0	2	2
2020-21	Arizona	NHL	51	4	9	13	0	0	0	-10	46	-	-	-	-	-
2021-22	Arizona	NHL	65	20	14	34	3	1	4	-9	52	-	-	-	-	-
2022-23	Arizona	NHL	77	24	21	45	6	0	3	-3	35	-	-	-	-	-
2023-24	Arizona	NHL	81	23	19	42	7	0	2	-7	36	-	-	-	-	-
2024-25	Utah	NHL	81	12	6	18	1	0	2	-4	39	-	-	-	-	-
2025-26	Utah	NHL	81	24	20	44	1	1	4	+20	46	-	-	-	-	-
NHL TOTALS (10 SEASONS)			666	139	120	259	18	6	21	-34	409	9	2	0	2	2



NICK DESIMONE 57

POSITION: Defenseman **HEIGHT:** 6'2" **WEIGHT:** 194
SHOOTS: Right **AGE:** 31
BORN: Nov. 21, 1994 **BIRTHPLACE:** East Amherst, New York
ACQUIRED: Waivers from New Jersey, January 5, 2025
CONTRACT: Signed through 2025-26
DRAFTED: Undrafted

SEASON HIGHS

MOST GOALS, GAME:	1 (2x, m.r. 11/22/25 vs. NYR)
MOST ASSISTS, GAME:	1 (6x, m.r. 4/4/26 at VAN)
MOST POINTS, GAME:	1 (8x, m.r. 4/4/26 at VAN)
MOST PIM, GAME:	2 (5x, m.r. 2/25/26 vs. COL)
LONGEST GOAL STREAK:	None
LONGEST ASSIST STREAK:	2 gm (3/7/26-3/9/26: 2a)
LONGEST POINT STREAK:	2 gm (2x, m.r. 3/7/26-3/9/26: 2a)
MULTI-POINT GAMES:	None

2025-26 HIGHLIGHTS

- Set new career highs in assists (6) and points (8) over 40 games with Utah
- Lit the lamp in his second game of the season vs. BUF (11/12), against his hometown Sabres
- Scored the second game-winning goal of his NHL career in the third period vs. NYR (11/22)



CAREER STATISTICS

SEASON	TEAM	LEAGUE	REGULAR SEASON									PLAYOFFS				
			GP	G	A	PTS	PP	SH	GW	+/-	PIM	GP	G	A	PTS	PIM
2022-23	Calgary	NHL	4	0	0	0	0	0	0	-4	2	-	-	-	-	-
	Calgary	AHL	65	8	38	46	4	0	1	+28	38	9	2	4	6	6
2023-24	Calgary	NHL	23	1	4	5	0	0	1	-4	2	-	-	-	-	-
	Calgary	AHL	10	0	8	8	0	0	0	+7	0	-	-	-	-	-
	New Jersey	NHL	11	1	1	2	0	0	0	+7	2	-	-	-	-	-
2024-25	Utica	AHL	12	0	2	2	0	0	0	-10	4	-	-	-	-	-
	Utah	NHL	20	1	5	6	0	0	0	+4	0	-	-	-	-	-
2024-25	Utah	NHL	40	2	6	8	0	0	1	+4	10	-	-	-	-	-
NHL TOTALS (4 SEASONS)			98	5	16	21	0	0	2	+7	16	-	-	-	-	-



SEAN DURZI 50

POSITION: Defenseman **HEIGHT:** 6'1" **WEIGHT:** 196
SHOOTS: Right **AGE:** 27
BORN: Oct. 21, 1998 **BIRTHPLACE:** Mississauga, Ontario
ACQUIRED: Transferred from Arizona, June 13, 2024
CONTRACT: Signed through 2027-28
DRAFTED: 2018, Toronto's 2nd choice (2nd round, 52nd overall)

SEASON HIGHS

MOST GOALS, GAME:	1 (5x, m.r. 2/4/26 vs. DET)
MOST ASSISTS, GAME:	2 (2x, m.r. 4/7/26 vs. EDM)
MOST POINTS, GAME:	2 (3x, m.r. 4/7/26 vs. EDM)
MOST PIM, GAME:	10 (2x, m.r. 3/1/26 vs. CHI)
LONGEST GOAL STREAK:	None
LONGEST ASSIST STREAK:	4 gm (12/16/25-12/21/25: 4a)
LONGEST POINT STREAK:	5 gm (12/14/25-12/21/25: 1g, 4a)
MULTI-POINT GAMES:	3 (last: 4/7/26 vs. EDM)

2025-26 HIGHLIGHTS

- Ranked tied for second in goals (5) and third in points (27) among Mammoth defensemen
- Set a new career high with two game-winning goals, including his first career overtime winner at NYR (1/5)
- Posted his first two multi-point games with Utah over a span of just three games, with two assists at NSH (1/24) and two points (1g, 1a) at FLA (1/27)

PLAYOFF CAREER HIGHS

GOALS:	1 (2x; last: 4/29/23 w/ LAK, WCFR G6 vs. EDM)
ASSISTS:	1 (2x; last: 5/10/22 w/ LAK, WCFR G5 at EDM)
POINTS:	1 (4x; last: 4/29/23 w/ LAK, WCFR G6 vs. EDM)

CAREER PLAYOFF HIGHLIGHTS

- Led the Kings in power-play ice time per game (4:23) during the 2022 playoffs
- Made his playoff debut in Game 1 of the 2022 Western Conference First Round at EDM and registered the primary assist on the game-winning goal with just 5:14 left in regulation
- Added a career-high eight shots in Game 3 against the Oilers and scored his first career playoff goal on the man-advantage in Game 6



CAREER STATISTICS

			REGULAR SEASON										PLAYOFFS				
SEASON	TEAM	LEAGUE	GP	G	A	PTS	PP	SH	GW	+/-	PIM	GP	G	A	PTS	PIM	
2021-22	Los Angeles	NHL	64	3	24	27	2	0	0	-9	55	7	1	2	3	6	
	Ontario	AHL	13	5	11	16	3	1	2	+13	20	-	-	-	-	-	
2022-23	Los Angeles	NHL	72	9	29	38	1	0	1	-12	50	6	1	0	1	2	
2023-24	Arizona	NHL	76	9	32	41	3	0	1	-1	63	-	-	-	-	-	
2024-25	Utah	NHL	30	4	7	11	1	0	0	+4	19	-	-	-	-	-	
2025-26	Utah	NHL	60	5	22	27	0	0	2	-12	50	-	-	-	-	-	
NHL TOTALS (5 SEASONS)			302	30	114	144	7	0	4	-30	237	13	2	2	4	8	



DYLAN GUENTHER 11

POSITION: Right Wing **HEIGHT:** 6'1" **WEIGHT:** 191
SHOOTS: Right **AGE:** 23
BORN: Apr. 10, 2003 **BIRTHPLACE:** Edmonton, Alberta
ACQUIRED: Transferred from Arizona, June 13, 2024
CONTRACT: Signed through 2032-33
DRAFTED: 2021, Arizona's 1st choice (1st round, 9th overall)

SEASON HIGHS

MOST GOALS, GAME: 3 (1/1/26 at NYI)
MOST ASSISTS, GAME: 3 (10/23/25 at STL)
MOST POINTS, GAME: 4 (1/1/26 at NYI)
MOST PIM, GAME: 4 (1/9/26 vs. STL)

LONGEST GOAL STREAK: 4 gm (12/8/25-12/14/25: 5g)
LONGEST ASSIST STREAK: 5 gm (3/28/26-4/9/26: 3g, 7a)
LONGEST POINT STREAK: 7 gm (3/26/26-4/11/26: 6g, 7a)

HAT TRICKS: 1 (1/1/26 at NYI)
MULTI-POINT GAMES: 20 (4/9/26 vs NSH)



2025-26 HIGHLIGHTS

- Scored a career-high and franchise-record 40 goals, and was one of only four players aged 23 or younger to reach that mark
- Finished second in the NHL with 19 go-ahead goals and ranked second among Mammoth skaters in power-play goals (9) and overtime goals (3)
- – Scored a team-high 12 goals in the third period and tied for the fourth-most third-period, go-ahead goals (4) of any NHL skater
- Paced Utah in road goals (17) and road points (37), with his first career hat trick (3g, 1a) at NYI (1/1)

CAREER STATISTICS

SEASON	TEAM	LEAGUE	REGULAR SEASON									PLAYOFFS				
			GP	G	A	PTS	PP	SH	GW	+/-	PIM	GP	G	A	PTS	PIM
2022-23	Seattle	WHL	20	13	16	29	4	0	2	+24	18	19	16	12	28	12
	Arizona	NHL	33	6	9	15	4	0	1	-7	10	-	-	-	-	-
2023-24	Arizona	NHL	45	18	17	35	9	1	4	-1	14	-	-	-	-	-
	Tucson	AHL	29	10	18	28	3	0	1	+5	20	2	1	0	1	0
2024-25	Utah	NHL	70	27	33	60	12	0	9	-4	26	-	-	-	-	-
2025-26	Utah	NHL	79	40	33	73	9	0	6	+7	28	-	-	-	-	-
NHL TOTALS (4 SEASONS)			227	91	92	183	34	1	20	-5	78	-	-	-	-	-



BARRETT HAYTON 27

POSITION: Center **HEIGHT:** 6'1" **WEIGHT:** 200
SHOOTS: Left **AGE:** 25
BORN: Jun. 9, 2000 **BIRTHPLACE:** Peterborough, Ontario
ACQUIRED: Transferred from Arizona, June 13, 2024
CONTRACT: Signed through 2025-26
DRAFTED: 2018, Arizona's 1st choice (1st round, 5th overall)

SEASON HIGHS

MOST GOALS, GAME: 1 (10x, m.r. 3/19/26 at VGK)
MOST ASSISTS, GAME: 2 (1/1/26 at NYI)
MOST POINTS, GAME: 2 (3x, m.r. 3/19/26 at VGK)
MOST PIM, GAME: 10 (11/12/25 vs. BUF)

LONGEST GOAL STREAK: None
LONGEST ASSIST STREAK: 4 gm (1/29/26-2/4/26: 4a)
LONGEST POINT STREAK: 5 gm (1/27/26-2/4/26: 1g, 4a)

MULTI-POINT GAMES: 3 (last: 3/19/26 at VGK)

PLAYOFF CAREER HIGHS

GOALS: None
ASSISTS: None
POINTS: None

CAREER PLAYOFF HIGHLIGHTS


- Skated in three playoff games with Arizona during the bubble in 2020, averaging 10:38 of ice time
- Registered two shots in his Stanley Cup Playoff debut in Game 1 of the Western Conference Qualifying Round vs. NSH

2025-26 HIGHLIGHTS

- Ranked second on the team in faceoff win percentage (52.6%) and fifth in power-play goals (4) over 67 games with Utah
- Lit the lamp in his 300th career NHL game at EDM (10/28)
- Posted a season-long, five-game point streak from 1/27-2/4 (1g, 4a), with the eventual game-winning goal at FLA (1/27)

CAREER STATISTICS

			REGULAR SEASON									PLAYOFFS				
SEASON	TEAM	LEAGUE	GP	G	A	PTS	PP	SH	GW	+/-	PIM	GP	G	A	PTS	PIM
2019-20	Arizona	NHL	20	1	3	4	0	0	1	+2	14	3	0	0	0	0
	Tucson	AHL	5	1	4	5	0	0	0	+1	4	-	-	-	-	-
2020-21	Ilves	Liiga	8	0	4	4	0	0	0	-2	8	-	-	-	-	-
	Arizona	NHL	14	2	1	3	0	0	0	-1	0	-	-	-	-	-
	Tucson	AHL	26	6	4	10	3	0	0	-18	18	1	0	0	0	0
2021-22	Arizona	NHL	60	10	14	24	2	0	1	-8	20	-	-	-	-	-
	Tucson	AHL	4	0	1	1	0	0	0	+0	6	-	-	-	-	-
2022-23	Arizona	NHL	82	19	24	43	4	0	4	-5	42	-	-	-	-	-
2023-24	Arizona	NHL	33	3	7	10	1	0	0	-13	26	-	-	-	-	-
2024-25	Utah	NHL	82	20	26	46	7	0	7	-6	45	-	-	-	-	-
2025-26	Utah	NHL	67	10	15	25	4	0	1	+3	54	-	-	-	-	-
NHL TOTALS (7 SEASONS)			358	65	90	155	18	0	14	-28	201	3	0	0	0	0



CLAYTON KELLER 9

POSITION: Left Wing **HEIGHT:** 5'10" **WEIGHT:** 175
SHOOTS: Left **AGE:** 27
BORN: Jul. 29, 1998 **BIRTHPLACE:** Chesterfield, Missouri
ACQUIRED: Transferred from Arizona, June 13, 2024
CONTRACT: Signed through 2027-28
DRAFTED: 2016, Arizona's 1st choice (1st round, 7th overall)

SEASON HIGHS

MOST GOALS, GAME:	3 (4/4/26 at VAN)
MOST ASSISTS, GAME:	3 (4x, m.r. 4/9/26 vs. NSH)
MOST POINTS, GAME:	4 (2x, m.r. 4/4/26 at VAN)
MOST PIM, GAME:	4 (4/12/26 at CGY)
MOST SHOTS, GAME:	6 (3x, m.r. 1/26/25 at OTT)
LONGEST GOAL STREAK:	2 gm (5x, m.r. 4/4/26-4/7/26: 4g, 2a)
LONGEST ASSIST STREAK:	10 gm (3/26/26-4/16/16: 4g, 16a)
LONGEST POINT STREAK:	10 gm (3/26/26-4/16/26: 4g, 16a)
HAT TRICKS:	1 (4/4/26 at VAN)
MULTI-POINT GAMES:	28 (last: 4/16/26 vs. STL)

- Closed the regular season with a franchise-record, 10-game assist/point streak from 3/26-4/16 (4g, 16a), tied for the second-longest assist streak in the NHL this season
- Won a gold medal with Team USA at the 2026 Winter Olympics in Milan, skating in four games at the tournament

PLAYOFF CAREER HIGHS

GOALS:	1 (4x; last: 8/19/20 w/ ARI, WCFR G5 at COL)
ASSISTS:	1 (3x; last: 8/15/20 w/ ARI, WCFR G3 vs. COL)
POINTS:	1 (7x; last: 8/19/20 w/ ARI, WCFR G5 at COL)

CAREER PLAYOFF HIGHLIGHTS

- Tallied seven points (4g, 3a) in nine playoff games with Arizona in the bubble in 2020
- Helped the Coyotes to their first playoff series victory in eight years, as they defeated the Predators in four games during the Western Conference Qualifying Round
- Lit the lamp in Games 1 and 2 against NSH and found the scoresheet in all four contests (2g, 2a), tying for the longest goal streak (2 GP) and point streak (4 GP) to open any skater's playoff career in Coyotes/Jets history

2025-26 HIGHLIGHTS

- Registered a team-high 88 points (26g, 62a) in 82 contests, setting new career highs in assists and multi-point games (28)
- Scored a career-high four overtime goals, tied for the second-most of any NHL skater
- Finished tied for sixth in the NHL in home points (11-42-53) and trailed only Connor McDavid (EDM: 44) for the league lead in home assists

CAREER STATISTICS

			REGULAR SEASON										PLAYOFFS				
SEASON	TEAM	LEAGUE	GP	G	A	PTS	PP	SH	GW	+/-	PIM	GP	G	A	PTS	PIM	
2016-17	Boston University	NHL	82	23	42	65	6	0	3	-7	24	-	-	-	-	-	
	Arizona	NHL	3	0	2	2	0	0	0	-3	0	-	-	-	-	-	
2017-18	Arizona	NHL	82	23	42	65	6	0	3	-7	24	-	-	-	-	-	
2018-19	Arizona	NHL	82	14	33	47	1	0	5	-21	24	-	-	-	-	-	
2019-20	Arizona	NHL	70	17	27	44	2	0	2	-6	28	9	4	3	7	0	
2020-21	Arizona	NHL	56	14	21	35	4	0	3	-5	18	-	-	-	-	-	
2021-22	Arizona	NHL	67	28	35	63	5	1	2	+3	28	-	-	-	-	-	
2022-23	Arizona	NHL	82	37	49	86	6	1	4	-2	49	-	-	-	-	-	
2023-24	Arizona	NHL	78	33	43	76	9	0	4	-20	32	-	-	-	-	-	
2024-25	Utah	NHL	81	30	60	90	10	0	5	-12	28	-	-	-	-	-	
2025-26	Utah	NHL	82	26	62	88	3	0	6	+21	38	-	-	-	-	-	
NHL TOTALS (10 SEASONS)			683	222	374	596	46	2	34	-52	269	9	4	3	7	0	



ALEXANDER KERFOOT 15

POSITION: Center **HEIGHT:** 5'11" **WEIGHT:** 185
SHOOTS: Left **AGE:** 31
BORN: Aug. 11, 1994 **BIRTHPLACE:** Vancouver, British Columbia
ACQUIRED: Transferred from Arizona, June 13, 2024
CONTRACT: Signed through 2025-26
DRAFTED: 2012, New Jersey's 6th choice (5th round, 150th overall)

SEASON HIGHS

MOST GOALS, GAME: 2 (3/28/26 at LAK)
MOST ASSISTS, GAME: 1 (6x, m.r. 3/26/26 vs. WSH)
MOST POINTS, GAME: 2 (3x, m.r. 4/7/26 vs. EDM)
MOST PIM, GAME: 5 (3/7/26 at CBJ)

LONGEST GOAL STREAK: None
LONGEST ASSIST STREAK: 2 gm (3/14/26-3/16/26: 2a)
LONGEST POINT STREAK: 4 gm (3/22/26-3/28/26: 3g, 2a)

MULTI-POINT GAMES: 3 (last: 4/7/26 vs. EDM)

PLAYOFF CAREER HIGHS

GOALS: 1 (6x; last: 5/4/23 w/ TOR, ECSR G2 vs. FLA)
ASSISTS: 3 (5/25/21 w/ TOR, NDFR G4 at MTL)
POINTS: 3 (5/25/21 w/ TOR, NDFR G4 at MTL)

CAREER PLAYOFF HIGHLIGHTS

- Made his playoff debut as a rookie with Colorado in 2018 and scored his first playoff goal in Game 2 of the Western Conference First Round at NSH
- Totaled 13 points (4g, 9a) in 30 playoff appearances over four seasons with Toronto from 2020-23
- Led all Maple Leafs skaters with five assists in seven games in 2021, including a playoff career-high three helpers in Game 4 of the North Division First Round at MTL
- Scored his first playoff overtime goal in Game 4 of the 2023 Eastern Conference First Round at TBL, as Toronto advanced in six games and earned its first series victory in 19 years

2025-26 HIGHLIGHTS

- Recorded 13 points (7g, 6a) in 34 games with Utah, missing 48 contests due to a lower-body injury
- Posted the second Gordie Howe hat trick in franchise history at CBJ (3/7), tallying two points (1g, 1a) and dropping the gloves with Damon Severson for his first career fight
- Scored two goals at LAK (3/28) for his lone multi-goal effort during the regular season
- Nominated for the King Clancy Memorial Trophy for the second consecutive season, in recognition of his leadership and engagement with girls' hockey in the local community

CAREER STATISTICS

SEASON	TEAM	LEAGUE	REGULAR SEASON										PLAYOFFS				
			GP	G	A	PTS	PP	SH	GW	+/-	PIM	GP	G	A	PTS	PIM	
2017-18	Colorado	NHL	79	19	24	43	5	0	0	-7	28	6	2	0	2	2	
2018-19	Colorado	NHL	78	15	27	42	4	0	1	-9	38	12	0	3	3	6	
2019-20	Toronto	NHL	65	9	19	28	1	0	1	-2	32	5	0	3	3	2	
2020-21	Toronto	NHL	56	8	15	23	0	1	1	+2	12	7	1	5	6	4	
2021-22	Toronto	NHL	82	13	38	51	0	0	1	+19	20	7	1	1	2	4	
2022-23	Toronto	NHL	82	10	22	32	2	1	1	+8	30	11	2	0	2	4	
2023-24	Arizona	NHL	82	13	32	45	2	2	3	-15	26	-	-	-	-	-	
2024-25	Utah	NHL	81	11	17	28	0	2	1	-5	14	-	-	-	-	-	
2025-26	Utah	NHL	34	7	6	13	0	0	0	0	23	-	-	-	-	-	
NHL TOTALS (9 SEASONS)			639	105	200	305	14	6	9	-9	223	48	6	12	18	22	



MAVERIC LAMOUREUX 10

POSITION: Defenseman **HEIGHT:** 6'6" **WEIGHT:** 196
SHOOTS: Right **AGE:** 22
BORN: Jan. 13, 2004 **BIRTHPLACE:** Laval, Quebec
ACQUIRED: Transferred from Arizona, June 13, 2024
CONTRACT: Signed through 2026-27
DRAFTED: 2022, Arizona's 3rd choice (1st round, 29th overall)

SEASON HIGHS

MOST GOALS, GAME:	None
MOST ASSISTS, GAME:	1 (12/3/25 at ANA)
MOST POINTS, GAME:	1 (12/3/25 at ANA)
MOST PIM, GAME:	2 (12/3/25 at ANA)
LONGEST GOAL STREAK:	None
LONGEST ASSIST STREAK:	None
LONGEST POINT STREAK:	None
MULTI-POINT GAMES:	None



2025-26 HIGHLIGHTS

- Skated in five NHL games with Utah and tallied an assist in his season debut at ANA (12/3)
- Ranked tied for fourth in goals (5) and tied for second in plus/minus (+6) among Roadrunners defensemen over 63 AHL contests
- Posted his first AHL/professional multi-goal game (2g) vs. San Jose (3/15) and scored the eventual game-winning goal in the third period, capping a two-goal comeback in the final frame

CAREER STATISTICS

SEASON	TEAM	LEAGUE	REGULAR SEASON									PLAYOFFS				
			GP	G	A	PTS	PP	SH	GW	+/-	PIM	GP	G	A	PTS	PIM
2024-25	Tucson	AHL	42	2	11	13	0	0	0	-6	48	3	0	0	0	0
	Utah	NHL	15	1	2	3	0	0	0	+3	42	-	-	-	-	-
2025-26	Utah	NHL	5	0	1	1	0	0	1	+4	2	-	-	-	-	-
	Tucson	AHL	63	5	14	19	0	0	1	+6	63	-	-	-	-	-
NHL TOTALS (2 SEASONS)			20	1	3	4	0	0	0	+7	44	-	-	-	-	-

* AHL totals updated through games played on April 16



JOHN MARINO 6

POSITION: Defenseman **HEIGHT:** 6'1" **WEIGHT:** 200
SHOOTS: Right **AGE:** 28
BORN: May 21, 1997 **BIRTHPLACE:** North Easton, Massachusetts
ACQUIRED: Trade with New Jersey, June 29, 2024
CONTRACT: Signed through 2026-27
DRAFTED: 2015, Edmonton's 4th choice (6th round, 154th overall)

SEASON HIGHS

MOST GOALS, GAME: 1 (4x, m.r. 1/15/26 vs. DAL)
MOST ASSISTS, GAME: 3 (2/2/26 vs. VAN)
MOST POINTS, GAME: 3 (2x, m.r. 2/2/26 vs. VAN)
MOST PIM, GAME: 2 (8x, m.r. 3/20/26 vs. ANA)
LONGEST GOAL STREAK: None
LONGEST ASSIST STREAK: 3 gm (2x, m.r. 1/13/26-1/17/26: 1g, 3a)
LONGEST POINT STREAK: 3 gm (3x, m.r. 1/13/26-1/17/26: 1g, 3a)
MULTI-POINT GAMES: 5 (last: 2/2/26 vs. VAN)

PLAYOFF CAREER HIGHS

GOALS: None
ASSISTS: 2 (2x; last: 5/7/23 w/ NJD, ECSR G3 vs. CAR)
POINTS: 2 (2x; last: 5/7/23 w/ NJD, ECSR G3 vs. CAR)

CAREER PLAYOFF HIGHLIGHTS


- Made his playoff debut as a rookie with Pittsburgh in the bubble in 2020, tallying his first point (1a) in Game 3 of the Eastern Conference Qualifying Round at MTL
- Led all Devils defensemen with four assists in 12 games during his lone playoff run with New Jersey in 2023
- Set a franchise playoff plus/minus record (+4) and posted his first postseason multi-point game (2a) in Game 7 of the Eastern Conference First Round vs. NYR, tying for the most points in a Game 7 by any Devils blueliner

2025-26 HIGHLIGHTS

- Set new career highs in assists (32), points (36) and multi-point games (5), ranking second in scoring among Mammoth defensemen
- Posted the most assists of any NHL blueliner without a power-play point
- Ranked tied for fifth in the NHL in plus/minus (+42) and tied for the second-highest rating of any NHL defenseman
- Registered his second career three-assist game vs. VAN (2/2)

CAREER STATISTICS

SEASON	TEAM	LEAGUE	REGULAR SEASON									PLAYOFFS				
			GP	G	A	PTS	PP	SH	GW	+/-	PIM	GP	G	A	PTS	PIM
2019-20	Pittsburgh	NHL	56	6	20	26	1	0	0	+17	20	4	0	1	1	2
2020-21	Pittsburgh	NHL	52	3	10	13	1	0	1	+5	8	6	0	0	0	6
2021-22	Pittsburgh	NHL	81	1	24	25	0	0	0	+1	23	7	0	1	1	2
2022-23	New Jersey	NHL	64	4	14	18	0	0	0	+21	20	12	0	4	4	0
2023-24	New Jersey	NHL	75	4	21	25	0	0	1	-6	41	-	-	-	-	-
2024-25	Utah	NHL	35	1	13	14	0	0	0	+1	2	-	-	-	-	-
2025-26	Utah	NHL	75	4	21	25	0	0	1	-6	41	-	-	-	-	-
NHL TOTALS (7 SEASONS)			363	19	102	121	2	0	2	+39	114	29	0	6	6	10



JACK McBAIN 22

POSITION: Center **HEIGHT:** 6'4" **WEIGHT:** 219
SHOOTS: Left **AGE:** 26
BORN: Jan. 6, 2000 **BIRTHPLACE:** Toronto, Ontario
ACQUIRED: Transferred from Arizona, June 13, 2024
CONTRACT: Signed through 2029-30
DRAFTED: 2018, Minnesota's 2nd choice (3rd round, 63rd overall)

SEASON HIGHS

MOST GOALS, GAME: 1 (9x, m.r. 3/28/26 at LAK)
MOST ASSISTS, GAME: 2 (4x, m.r. 2/27/26 vs. MIN)
MOST POINTS, GAME: 3 (1/13/26 vs. TOR)
MOST PIM, GAME: 10 (3/26/26 vs. WSH)
LONGEST GOAL STREAK: 2 gm (2x, m.r. 3/16/26-3/19/26: 2g)
LONGEST ASSIST STREAK: 2 gm (3x, m.r. 2/25/26-2/27/26: 3a)
LONGEST POINT STREAK: 2 gm (5x, m.r. 3/16/26-3/19/26: 2g)
MULTI-POINT GAMES: 4 (last: 2/27/26 vs. MIN)



2025-26 HIGHLIGHTS

- Ranked sixth in the NHL in hits (271) despite missing the final seven games of the regular season due to a lower-body injury (4/4-4/16)
- Led Utah in fighting majors (6) for the second consecutive season
- Tallied two assists in his 300th career NHL game vs. MIN (2/27)

CAREER STATISTICS

SEASON	TEAM	LEAGUE	REGULAR SEASON										PLAYOFFS				
			GP	G	A	PTS	PP	SH	GW	+/-	PIM	GP	G	A	PTS	PIM	
2021-22	Boston College	NCAA	24	19	14	33	6	1	4	+13	14	-	-	-	-	-	
	Arizona	NHL	10	2	1	3	0	0	0	-6	6	-	-	-	-	-	
2022-23	Arizona	NHL	82	12	14	26	0	0	2	-8	64	-	-	-	-	-	
2023-24	Arizona	NHL	67	8	18	26	0	0	2	+8	50	-	-	-	-	-	
2024-25	Utah	NHL	82	13	14	27	1	0	1	+8	78	-	-	-	-	-	
2025-26	Utah	NHL	75	9	16	25	0	1	1	+11	84	-	-	-	-	-	
NHL TOTALS (5 SEASONS)			316	44	63	107	1	1	6	+13	282	-	-	-	-	-	



LIAM O'BRIEN 38

POSITION: Left Wing **HEIGHT:** 6'1" **WEIGHT:** 215
SHOOTS: Left **AGE:** 31
BORN: Jul. 29, 1994 **BIRTHPLACE:** Halifax, Nova Scotia
ACQUIRED: Transferred from Arizona, June 13, 2024
CONTRACT: Signed through 2026-27
DRAFTED: Undrafted

SEASON HIGHS

MOST GOALS, GAME: 1 (3x, m.r. 4/4/26 at VAN)
MOST ASSISTS, GAME: 1 (12/12/25 vs. SEA)
MOST POINTS, GAME: 1 (4x, m.r. 4/4/26 at VAN)
MOST PIM, GAME: 12 (3/3/26 vs. VAN)
LONGEST GOAL STREAK: None
LONGEST ASSIST STREAK: None
LONGEST POINT STREAK: None
MULTI-POINT GAMES: None

2025-26 HIGHLIGHTS

- Scored three goals in 38 games and lit the lamp in his season debut vs. SJS (10/17)
- Helped Utah to a 4-0-0 record when he found the scoresheet (3g, 1a)
- Was assessed the third-most fighting majors (3) of any Mammoth skater and ranked eighth on the team in penalty minutes (43)
- Finished fifth on the team in hits (115)

CAREER STATISTICS

SEASON	TEAM	LEAGUE	REGULAR SEASON										PLAYOFFS				
			GP	G	A	PTS	PP	SH	GW	+/-	PIM	GP	G	A	PTS	PIM	
2014-15	Washington	NHL	13	1	1	2	0	0	0	+4	23	-	-	-	-	-	
	Hershey	AHL	45	4	4	8	0	0	0	-5	121	10	3	3	6	14	
2015-16	Hershey	AHL	59	7	9	16	0	0	0	+2	120	20	4	2	6	65	
	Washington	NHL	1	0	0	0	0	0	0	+0	0	-	-	-	-	-	
2016-17	Hershey	AHL	64	10	20	30	3	0	4	+5	117	6	0	0	0	13	
	Washington	NHL	3	0	0	0	0	0	0	+0	5	-	-	-	-	-	
2017-18	Hershey	AHL	69	17	9	26	3	2	1	-8	79	-	-	-	-	-	
	Hershey	AHL	74	15	13	28	3	0	4	-12	118	-	-	-	-	-	
2018-19	Hershey	AHL	59	10	19	29	0	1	0	+14	83	8	1	0	1	21	
2020-21	Colorado	NHL	12	0	3	3	0	0	0	+1	40	-	-	-	-	-	
	Colorado	AHL	12	4	4	8	0	0	0	-1	15	-	-	-	-	-	
2021-22	Arizona	NHL	39	2	1	3	0	0	0	+1	106	-	-	-	-	-	
2022-23	Arizona	NHL	56	3	8	11	0	0	0	-5	114	-	-	-	-	-	
2023-24	Arizona	NHL	75	5	9	14	0	0	0	+0	153	-	-	-	-	-	
2024-25	Utah	NHL	28	0	2	2	0	0	0	+1	50	-	-	-	-	-	
2025-26	Utah	NHL	38	3	1	4	0	0	0	-6	43	-	-	-	-	-	
NHL TOTALS (9 SEASONS)			265	14	25	39	0	0	0	-4	534	-	-	-	-	-	



JJ PETERKA 77

POSITION: Right Wing **HEIGHT:** 6'0" **WEIGHT:** 189
SHOOTS: Left **AGE:** 24
BORN: Jan. 14, 2002 **BIRTHPLACE:** Munich, Germany
ACQUIRED: Trade with Buffalo, June 26, 2025
CONTRACT: Signed through 2029-30
DRAFTED: 2020, Buffalo's 2nd choice (2nd round, 34th overall)

SEASON HIGHS

MOST GOALS, GAME: 2 (2x, m.r. 12/3/25 at ANA)
MOST ASSISTS, GAME: 3 (10/23/25 at STL)
MOST POINTS, GAME: 4 (12/3/25 at ANA)
MOST PIM, GAME: 2 (14x, m.r. 4/4/26 at VAN)
LONGEST GOAL STREAK: 2 gm (4x, m.r. 1/21/26-1/24/26: 2g)
LONGEST ASSIST STREAK: 2 gm (12/3/25-12/5/25: 2g, 3a)
LONGEST POINT STREAK: 4 gm (10/23/25-10/28/25: 2g, 4a)
MULTI-POINT GAMES: 6 (last: 1/31/26 vs. DAL)

2025-26 HIGHLIGHTS

- Recorded 47 points (25g, 22a) in 82 games, becoming the third German skater in NHL history to score at least 25 goals in three consecutive seasons
- Scored the second-most third-period goals (11) of any Mammoth skater
- Matched his single-game career high with four points (2g, 2a) at ANA (12/3)
- Tallied four points (1g, 3a) in five games for Germany at the 2026 Winter Olympics in Milan, ranking tied for third on the team in scoring



CAREER STATISTICS

SEASON	TEAM	LEAGUE	REGULAR SEASON										PLAYOFFS				
			GP	G	A	PTS	PP	SH	GW	+/-	PIM	GP	G	A	PTS	PIM	
2021-22	Buffalo	NHL	2	0	0	0	0	0	0	0	0	0	-	-	-	-	-
	Rochester	AHL	70	28	40	68	3	0	3	-3	28	10	7	5	12	6	
2022-23	Buffalo	NHL	77	12	20	32	2	0	1	-15	26	-	-	-	-	-	
2023-24	Buffalo	NHL	82	28	22	50	3	0	5	+10	28	-	-	-	-	-	
2024-25	Buffalo	NHL	77	27	41	68	6	0	3	-1	34	-	-	-	-	-	
2025-26	Utah	NHL	82	25	22	47	3	0	4	+6	28	-	-	-	-	-	
NHL TOTALS (5 SEASONS)			320	92	105	197	14	0	13	0	116	-	-	-	-	-	



KEVIN ROONEY 25

POSITION: Center **HEIGHT:** 6'2" **WEIGHT:** 190
SHOOTS: Left **AGE:** 32
BORN: May 21, 1993 **BIRTHPLACE:** Canton, Massachusetts
ACQUIRED: Signed as a free agent on October 6, 2025
CONTRACT: Signed through 2025-26
DRAFTED: Undrafted

SEASON HIGHS

MOST GOALS, GAME: 1 (11/28/25 at DAL)
MOST ASSISTS, GAME: None
MOST POINTS, GAME: 1 (11/28/25 at DAL)
MOST PIM, GAME: None

LONGEST GOAL STREAK: None
LONGEST ASSIST STREAK: None
LONGEST POINT STREAK: None

MULTI-POINT GAMES: None

PLAYOFF CAREER HIGHS

GOALS: None
ASSISTS: 1 (2x; last: 5/13/22 w/ NYR, ECFR G6 at PIT)
POINTS: 1 (2x; last: 5/13/22 w/ NYR, ECFR G6 at PIT)

CAREER PLAYOFF HIGHLIGHTS

- Skated in 15 of New York's 20 playoff games in 2022 as the Rangers advanced to the Eastern Conference Final for the first time in seven years
- Tallied two assists in seven contests during the Eastern Conference First Round, including his first career playoff point in Game 3 at PIT


2025-26 HIGHLIGHTS

- Scored the opening goal in his Mammoth debut at DAL (3/28)
- Played 44 AHL games with Tucson, ranking tied for sixth on the team in goals (12) and sixth in power-play goals (4)
- Tallied a season-high three points (1g, 2a) at Calgary (2/7)

CAREER STATISTICS

			REGULAR SEASON									PLAYOFFS				
SEASON	TEAM	LEAGUE	GP	G	A	P	PP	SH	GW	+/-	PIM	GP	G	A	PTS	PIM
2016-17	New Jersey	NHL	4	0	0	0	0	0	0	-3	4	-	-	-	-	-
	Albany	AHL	71	13	8	21	0	4	2	-6	39	4	1	0	1	2
2017-18	New Jersey	NHL	1	0	0	0	0	0	0	+0	0	-	-	-	-	-
	Binghamton	AHL	71	14	20	34	0	4	0	-1	63	-	-	-	-	-
2018-19	New Jersey	NHL	41	6	4	10	0	1	1	-4	15	-	-	-	-	-
	Binghamton	AHL	38	1	16	17	1	0	0	-11	26	-	-	-	-	-
2019-20	New Jersey	NHL	49	4	5	9	0	2	0	+8	20	-	-	-	-	-
2020-21	NY Rangers	NHL	54	8	6	14	0	2	0	+0	54	-	-	-	-	-
2021-22	NY Rangers	NHL	61	6	6	12	0	0	1	-1	18	15	0	2	2	10
2022-23	Calgary	NHL	17	0	1	1	0	0	0	-2	7	-	-	-	-	-
	Calgary	AHL	51	5	12	17	0	2	1	+3	28	9	0	3	3	6
2023-24	Calgary	NHL	33	3	1	4	0	0	0	-4	2	-	-	-	-	-
	Calgary	AHL	4	1	0	1	0	0	0	-1	0	-	-	-	-	-
2024-25	Calgary	NHL	70	5	5	10	0	0	0	-6	14	-	-	-	-	-
2025-26	Utah	NHL	1	1	0	1	0	0	0	+1	0	-	-	-	-	-
	Tucson*	AHL	44	12	12	24	4	1	2	-3	8	-	-	-	-	-
NHL TOTALS (10 SEASONS)			331	33	28	61	0	5	2	-11	134	15	0	2	2	10

* AHL totals updated through games played on April 16



NICK SCHMALTZ 8

POSITION: Center **HEIGHT:** 6'0" **WEIGHT:** 184
SHOOTS: Right **AGE:** 30
BORN: Feb. 23, 1996 **BIRTHPLACE:** Madison, Wisconsin
ACQUIRED: Transferred from Arizona, June 13, 2024
CONTRACT: Signed through 2025-26
DRAFTED: 2014, Chicago's 1st choice (1st round, 20th overall)

SEASON HIGHS

MOST GOALS, GAME: 3 (2x, m.r. 2/2/26 vs. VAN)
MOST ASSISTS, GAME: 2 (6x, m.r. 2/27/26 vs. MIN)
MOST POINTS, GAME: 4 (2x, m.r. 2/2/26 vs. VAN)
MOST PIM, GAME: 2 (14x, m.r. 4/11/26 vs. CAR)
LONGEST GOAL STREAK: 3 gm (10/21/25-10/25/25: 4g, 2a)
LONGEST ASSIST STREAK: 3 gm (10/15/25-10/19/25: 3g, 4a)
LONGEST POINT STREAK: 8 gm (10/15/25-10/28/25: 7g, 8a)
HAT-TRICK: 2 (last: 2/2/26 vs. VAN)
MULTI-POINT GAMES: 20 (last: 4/14/26 vs. WPG)

- Posted an eight-game point streak from 10/15-10/28 (7g, 8a), tied for the longest of his NHL career
- Ranked tied for fifth in the NHL in takeaways (45) and finished tied for the team lead in shorthanded goals (2)
- Signed an eight-year contract extension with Utah on 3/11

PLAYOFF CAREER HIGHS

GOALS: None
ASSISTS: None
POINTS: None

CAREER PLAYOFF HIGHLIGHTS

- Skated in four playoff games with Chicago as a rookie in 2017, averaging 15:22 of ice time
- Made his Stanley Cup Playoff debut in Game 1 of the Western Conference First Round vs. NSH

2025-26 HIGHLIGHTS

- Set new career highs in goals (33), points (74), power-play goals (11) and multi-goal games (8)
- Scored two hat tricks, including the first home hat trick in franchise history (3g, 1a) vs. SJS (10/17)

CAREER STATISTICS

SEASON	TEAM	LEAGUE	REGULAR SEASON									PLAYOFFS				
			GP	G	A	P	PP	SH	GW	+/-	PIM	GP	G	A	PTS	PIM
2016-17	Rockford	AHL	12	6	3	9	1	1	1	-4	2	-	-	-	-	-
	Chicago	NHL	61	6	22	28	0	0	0	+10	6	4	0	0	0	2
2017-18	Chicago	NHL	78	21	31	52	4	0	2	+1	18	-	-	-	-	-
2018-19	Chicago	NHL	23	2	9	11	1	0	0	-4	6	-	-	-	-	-
	Arizona	NHL	17	5	9	14	4	0	2	-8	2	-	-	-	-	-
2019-20	Arizona	NHL	70	11	34	45	2	0	2	+3	20	-	-	-	-	-
2020-21	Arizona	NHL	52	10	22	32	3	0	1	-1	16	-	-	-	-	-
2021-22	Arizona	NHL	63	23	36	59	4	0	4	+1	14	-	-	-	-	-
2022-23	Arizona	NHL	63	22	36	58	6	0	2	+4	20	-	-	-	-	-
2023-24	Arizona	NHL	79	22	39	61	10	1	3	-16	10	-	-	-	-	-
2024-25	Utah	NHL	82	20	43	63	9	0	3	-15	14	-	-	-	-	-
2025-26	Utah	NHL	82	33	41	74	11	2	9	+17	28	-	-	-	-	-
NHL TOTALS (10 SEASONS)			670	175	322	497	54	3	28	-8	154	4	0	0	0	2



NATE SCHMIDT 88

POSITION: Defenseman **HEIGHT:** 6'0" **WEIGHT:** 197
SHOOTS: Left **AGE:** 34
BORN: Jul. 16, 1991 **BIRTHPLACE:** St. Cloud, Minnesota
ACQUIRED: Signed as a free agent, July 1, 2025
CONTRACT: Signed through 2027-28
DRAFTED: Undrafted

SEASON HIGHS

MOST GOALS, GAME: 2 (1/17/26 vs. SEA)
MOST ASSISTS, GAME: 2 (2x, m.r. 1/17/26 vs. SEA)
MOST POINTS, GAME: 4 (1/17/26 vs. SEA)
MOST PIM, GAME: 4 (1/31/26 vs. DAL)

LONGEST GOAL STREAK: None
LONGEST ASSIST STREAK: 2 gm (3x, m.r. 11/22/25-11/24/25: 3a)
LONGEST POINT STREAK: 5 gm (11/17/25-11/24/25: 1g, 5a)
MULTI-POINT GAMES: 2 (last: 1/17/26 vs. SEA)

PLAYOFF CAREER HIGHS

GOALS: 2 (4/22/25 w/ FLA, ECFR G1 at TBL)
ASSISTS: 2 (4x; last: 6/6/25 w/ FLA, SCF G2 at EDM)
POINTS: 2 (9x; last: 6/6/25 w/ FLA, SCF G2 at EDM)

CAREER PLAYOFF HIGHLIGHTS

- Won the 2025 Stanley Cup during his lone season with Florida, earning 12 points (3g, 9a) in 23 games and tying the Panthers' franchise record for assists by a defenseman in a single postseason
- Opened his Panthers playoff career with back-to-back game-winning goals against the Lightning, becoming the second NHL defenseman since 1943-44 to score the winners in each of his team's first two contests in any postseason
- Tallied 20 points (5g, 15a) in 47 playoff contests with Vegas from 2018-20, with the sixth-most even-strength points (5-11-16) of any NHL blueliner over those three postseasons
- Helped the Golden Knights advance to the Stanley Cup Final during their inaugural season in 2017-18

2025-26 HIGHLIGHTS

- Played all 82 games for the first time in his 13-year career, recording 22 points (5g, 17a)
- Eclipsed the 20-point mark for the first time since 2021-22
- Matched his single-game career high with four points (2g, 2a) at SEA (1/17), becoming the first defenseman in franchise history to register four-point game
- Skated in his 800th career NHL game vs. MIN (2/27), becoming just the sixth active undrafted player to reach the milestone



CAREER STATISTICS

			REGULAR SEASON										PLAYOFFS				
SEASON	TEAM	LEAGUE	GP	G	A	PTS	PP	SH	GW	+/-	PIM	GP	G	A	PTS	PIM	
2013-14	Washington	NHL	29	2	4	6	0	0	0	+4	6	-	-	-	-	-	
	Hershey	AHL	38	2	11	13	0	0	0	-5	12	-	-	-	-	-	
2014-15	Washington	NHL	39	1	3	4	0	0	0	-2	10	-	-	-	-	-	
	Hershey	AHL	19	3	6	9	2	0	1	-2	6	8	4	5	9	0	
2015-16	Washington	NHL	72	2	14	16	0	0	1	+12	16	10	0	1	1	2	
2016-17	Washington	NHL	60	3	14	17	0	0	0	+22	16	11	1	3	4	4	
2017-18	Vegas	NHL	76	5	31	36	1	0	1	+19	16	20	3	4	7	4	
2018-19	Vegas	NHL	61	9	21	30	1	0	1	+22	8	7	0	4	4	2	
2019-20	Vegas	NHL	59	7	24	31	1	0	0	+11	12	20	2	7	9	4	
2020-21	Vancouver	NHL	54	5	10	15	0	0	1	-7	4	-	-	-	-	-	
2021-22	Winnipeg	NHL	77	4	28	32	1	0	1	-4	10	-	-	-	-	-	
2022-23	Winnipeg	NHL	71	7	12	19	3	0	0	+15	8	5	0	2	2	0	
2023-24	Winnipeg	NHL	63	2	12	14	1	0	1	+10	16	3	1	0	1	0	
2024-25	Florida	NHL	80	5	14	19	0	0	0	+4	30	23	3	9	12	4	
2025-26	Utah	NHL	82	5	17	22	0	0	1	+31	22	-	-	-	-	-	
NHL TOTALS (13 SEASONS)			823	57	204	261	8	0	7	+137	174	99	10	30	40	20	



MIKHAIL SERGACHEV 98

POSITION: Defenseman **HEIGHT:** 6'3" **WEIGHT:** 212
SHOOTS: Left **AGE:** 27
BORN: Jun. 25, 1998 **BIRTHPLACE:** Nizhnekamsk, Russia
ACQUIRED: Trade with Tampa Bay, June 29, 2024
CONTRACT: Signed through 2029-30
DRAFTED: 2016, Montreal's 1st choice (1st round, 9th overall)

SEASON HIGHS

MOST GOALS, GAME: 1 (10x, m.r. 3/3/26 at WSH)
MOST ASSISTS, GAME: 4 (3/28/26 at LAK)
MOST POINTS, GAME: 4 (3/28/26 at LAK)
MOST PIM, GAME: 6 (1/26/26 at TBL)

LONGEST GOAL STREAK: 2 gm (12/29/25-1/1/26: 2g, 2a)
LONGEST ASSIST STREAK: 7 gm (3/26/26-4/11/26: 12a)
LONGEST POINT STREAK: 7 gm (3/26/26-4/11/26: 12a)

MULTI-POINT GAMES: 10 (last: 3/28/26 at LAK)

PLAYOFF CAREER HIGHS

GOALS: 1 (9x; last: 4/24/23 w/ TBL, ECFR G4 vs. TOR)
ASSISTS: 2 (3x; last: 6/24/22 w/ TBL, SCF G5 at COL)
POINTS: 3 (8/26/20 w/ TBL, ECSR G3 at BOS)

CAREER PLAYOFF HIGHLIGHTS


- Won back-to-back Stanley Cups with Tampa Bay in 2020 and 2021
- Ranks second in games played (100), goals (9), assists (25) and points (34) among all defensemen in Lightning playoff history
- Scored his first career playoff goal in Game 5 of the 2018 Eastern Conference First Round vs. NJD
- Registered a playoff career-high three points (1g, 2a) in Game 3 of the 2020 Eastern Conference Second Round at BOS
- Finished tied for fifth in playoff scoring (2-8-10) among all NHL defensemen in 2022, with eight points (2g, 6a) at even strength

2025-26 HIGHLIGHTS

- Led all Mammoth defensemen with 59 points (10g, 49a), marking his second-most assists and points in any season during his NHL career
- Finished tied for sixth in power-play points (26) and tied for seventh in power-play assists (21) among all NHL blueliners
- Found the scoresheet in 15 of his final 21 games to close the regular season (2/25-4/16: 1g, 20a)
- Recorded three assists vs. WSH (3/26) and a career-high four assists at LAK (3/28), and was one of just four NHL defensemen to post back-to-back three-assist outings, alongside Quinn Hughes (VAN: 3), Cale Makar (COL: 2) and Zach Werenski (CBJ: 2)

CAREER STATISTICS

SEASON	TEAM	LEAGUE	REGULAR SEASON									PLAYOFFS				
			GP	G	A	PTS	PP	SH	GW	+/-	PIM	GP	G	A	PTS	PIM
2016-17	Montreal	NHL	4	4	0	0	0	0	0	+1	0	-	-	-	-	-
2017-18	Tampa Bay	NHL	79	9	31	40	3	0	5	+11	38	17	2	3	5	12
2018-19	Tampa Bay	NHL	75	6	26	32	0	0	0	+12	28	4	1	1	2	0
2019-20	Tampa Bay	NHL	70	10	24	34	5	1	0	+15	58	25	3	7	10	26
2020-21	Tampa Bay	NHL	56	4	26	30	0	0	1	+5	30	23	0	3	3	18
2021-22	Tampa Bay	NHL	78	7	31	38	1	0	1	+6	59	23	2	8	10	18
2022-23	Tampa Bay	NHL	79	10	54	64	3	0	2	+13	53	6	1	2	3	16
2023-24	Tampa Bay	NHL	34	2	17	19	0	0	0	-16	16	2	0	1	1	0
2024-25	Utah	NHL	77	15	38	53	3	1	3	-8	32	-	-	-	-	-
2025-26	Utah	NHL	78	10	49	59	5	0	1	+2	44	-	-	-	-	-
NHL TOTALS (10 SEASONS)			630	73	296	369	20	2	13	+41	358	100	9	25	34	90



DMITRI SIMASHEV 26

POSITION: Defenseman **HEIGHT:** 6'4" **WEIGHT:** 198
SHOOTS: Left **AGE:** 21
BORN: Feb. 4, 2005 **BIRTHPLACE:** Kostroma, Russia
ACQUIRED: Transferred from Arizona, June 13, 2024
CONTRACT: Signed through 2027-28
DRAFTED: 2023, Arizona's 1st choice (1st round, 6th overall)

SEASON HIGHS

MOST GOALS, GAME:	None
MOST ASSISTS, GAME:	1 (11/5/25 at TOR)
MOST POINTS, GAME:	1 (11/5/25 at TOR)
MOST PIM, GAME:	10 (10/17/25 vs. SJS)
LONGEST GOAL STREAK:	None
LONGEST ASSIST STREAK:	None
LONGEST POINT STREAK:	None
MULTI-POINT GAMES:	None



2025-26 HIGHLIGHTS

- Skated in 28 games with Utah, making his NHL/Mammoth debut in the season opener at COL (10/9) and tallying an assist for his first career point at TOR (11/5)
- Played most of the season with Tucson and was named to the AHL All-Rookie Team after finding the scoresheet in 26 of his 40 contests (8-27-35)
- Named the AHL Rookie of the Month for January after ranking third in scoring among all league defensemen, with 11 points (1g, 10a) in 10 games

CAREER STATISTICS

SEASON	TEAM	LEAGUE	REGULAR SEASON										PLAYOFFS				
			GP	G	A	PTS	PP	SH	GW	+/-	PIM	GP	G	A	PTS	PIM	
2025-26	Utah	NHL	28	0	1	1	0	0	0	0	-11	23	-	-	-	-	-
	Tucson*	AHL	40	8	27	35	3	0	1	-1	31	1	0	1	1	0	
NHL TOTALS (1 SEASONS)			28	0	1	1	0	0	0	+11	23	38	0	2	2	8	

* AHL totals updated through games played on April 16



KEVIN STENLUND 82

POSITION: Center **HEIGHT:** 6'3" **WEIGHT:** 213
SHOOTS: Right **AGE:** 29
BORN: Sep. 20, 1996 **BIRTHPLACE:** Stockholm, Sweden
ACQUIRED: Signed as a free agent on July 1, 2024
CONTRACT: Signed through 2025-26
DRAFTED: 2015, Columbus' 2nd choice (2nd round, 58th overall)

SEASON HIGHS

MOST GOALS, GAME: 1 (4x, m.r. 1/17/26 vs. SEA)
MOST ASSISTS, GAME: 3 (12/12/25 vs. SEA)
MOST POINTS, GAME: 3 (12/12/25 vs. SEA)
MOST PIM, GAME: 4 (2x, m.r. 12/5/25 at VAN)

LONGEST GOAL STREAK: None
LONGEST ASSIST STREAK: 2 gm (2x, m.r. 3/14/26-3/19/26: 2a)
LONGEST POINT STREAK: 2 gm (2x, m.r. 3/14/26-3/19/26: 2a)

MULTI-POINT GAMES: 3 (last: 3/22/26 vs. LAK)

PLAYOFF CAREER HIGHS

GOALS: 1 (2x; last: 4/20/23 w/ WPG, WCFR G2 vs. VGK)
ASSISTS: 1 (4/29/24 w/ FLA, ECFR G5 vs. TBL)
POINTS: 1 (3x; last: 4/29/24 w/ FLA, ECFR G5 vs. TBL)

CAREER PLAYOFF HIGHLIGHTS


- Won the 2024 Stanley Cup with Florida, tallying one assist in 24 playoff games
- Led all Panthers forwards with 2:25 of shorthanded ice time per game
- Made his playoff debut with Columbus in the bubble in 2020 and scored his first playoff goal on the power play in Game 5 of the Eastern Conference First Round at TBL

2025-26 HIGHLIGHTS

- Led all Mammoth forwards in blocked shots (61) and shorthanded ice time per game (2:56)
- Won a team-high 54.2% of his faceoffs, finishing above 53.0% for the third time in four seasons
- Tallied a career-high three assists vs. SEA (12/12) and added a shorthanded goal in the teams' next meeting on 1/17

CAREER STATISTICS

SEASON	TEAM	LEAGUE	REGULAR SEASON									PLAYOFFS				
			GP	G	A	PTS	PP	SH	GW	+/-	PIM	GP	G	A	PTS	PIM
2018-19	Columbus	NHL	4	0	0	0	0	0	0	+0	4	-	-	-	-	-
	Cleveland	AHL	59	15	10	25	0	0	4	-17	12	5	1	0	1	0
2019-20	Columbus	NHL	32	6	4	10	3	0	1	+2	8	2	1	0	1	0
	Cleveland	AHL	33	6	12	18	1	0	1	-10	24	-	-	-	-	-
2020-21	Columbus	NHL	32	5	5	10	0	0	1	-4	8	-	-	-	-	-
2021-22	Columbus	NHL	3	0	0	0	0	0	0	+0	2	-	-	-	-	-
	Cleveland	AHL	42	8	17	25	5	0	1	-12	20	-	-	-	-	-
2022-23	Winnipeg	NHL	54	6	3	9	0	2	0	+3	20	5	1	0	1	2
	Manitoba	AHL	19	4	10	14	2	0	0	-2	26	-	-	-	-	-
2023-24	Florida	NHL	81	11	4	15	0	2	3	-10	62	24	0	1	1	8
2024-25	Utah	NHL	82	14	14	28	0	1	1	-6	40	-	-	-	-	-
2025-26	Utah	NHL	80	4	14	18	0	1	0	-9	24	-	-	-	-	-
NHL TOTALS (8 SEASONS)			368	46	44	90	3	6	6	-24	168	31	2	1	3	10



BRANDON TANEV 13

POSITION: Left Wing **HEIGHT:** 6'0" **WEIGHT:** 189
SHOOTS: Left **AGE:** 34
BORN: Dec. 31, 1991 **BIRTHPLACE:** Toronto, Ontario
ACQUIRED: Signed as a free agent, July 1, 2025
CONTRACT: Signed through 2027-28
DRAFTED: Undrafted

SEASON HIGHS

MOST GOALS, GAME: None
MOST ASSISTS, GAME: 1 (3x, m.r. 4/4/26 at VAN)
MOST POINTS, GAME: 1 (3x, m.r. 4/4/26 at VAN)
MOST PIM, GAME: 17 (3/26/26 vs. WSH)
LONGEST GOAL STREAK: None
LONGEST ASSIST STREAK: None
LONGEST POINT STREAK: None
MULTI-POINT GAMES: None

PLAYOFF CAREER HIGHS

GOALS: 1 (7x; last: 4/20/23 w/ SEA, WCFR G2 at COL)
ASSISTS: 1 (7x; last: 5/11/23 w/ SEA, WCSR G5 at DAL)
POINTS: 1 (14x; last: 5/11/23 w/ SEA, WCSR G5 at DAL)

CAREER PLAYOFF HIGHLIGHTS

- Tallied eight points (5g, 3a) in 35 playoff games over two stints with Winnipeg, helping the team to the 2018 Western Conference Final
- Scored his first four playoff goals as part of a career-long, four-game goal streak in 2018, tied for the longest such run by any Jets skater in the postseason
- Netted his first career playoff shorthanded goal with Seattle in Game 2 of the 2023 Western Conference First Round at COL

2025-26 HIGHLIGHTS

- Was assessed four fighting majors, the second-most of any Mammoth skater and his second-most in any season during his NHL career
- Recorded his first point of the season with an assist vs. SJS (10/17)
- Played his 600th career NHL game at LAK (3/28)

CAREER STATISTICS

SEASON	TEAM	LEAGUE	REGULAR SEASON										PLAYOFFS				
			GP	G	A	PTS	PP	SH	GW	+/-	PIM	GP	G	A	PTS	PIM	
2015-16	Providence	NCAA	38	15	13	28	3	0	5	+20	35	-	-	-	-	-	
	Winnipeg	NHL	3	0	0	0	0	0	0	0	2	-	-	-	-	-	
2016-17	Winnipeg	NHL	51	2	2	4	0	0	1	-6	26	-	-	-	-	-	
	Manitoba	AHL	23	2	7	9	2	0	0	-1	13	-	-	-	-	-	
2017-18	Winnipeg	NHL	61	8	10	18	0	3	1	+13	18	17	4	2	6	11	
2018-19	Winnipeg	NHL	80	14	15	29	0	2	0	+9	41	5	1	1	2	0	
2019-20	Pittsburgh	NHL	68	11	14	25	0	2	4	-1	16	4	0	1	1	0	
2020-21	Pittsburgh	NHL	32	7	9	16	0	1	0	+12	22	6	1	0	1	0	
2021-22	Seattle	NHL	30	9	6	15	2	1	3	+4	13	-	-	-	-	-	
2022-23	Seattle	NHL	82	16	19	35	0	1	3	+21	44	14	1	3	4	4	
2023-24	Seattle	NHL	66	7	9	16	0	0	0	+2	51	-	-	-	-	-	
2024-25	Seattle	NHL	60	9	8	17	0	0	0	-12	10	-	-	-	-	-	
	Winnipeg	NHL	19	1	4	5	0	0	0	0	6	13	0	0	0	18	
2025-26	Utah	NHL	56	0	3	3	0	0	0	-15	50	-	-	-	-	-	
NHL TOTALS (11 SEASONS)			608	84	99	183	2	10	12	+27	299	59	7	7	14	33	



VÍTEK VANĚČEK 41

POSITION: Goaltender **HEIGHT:** 6'2" **WEIGHT:** 184
CATCHES: Left **AGE:** 30
BORN: Jan. 9, 1996 **BIRTHPLACE:** Havlickuv Brod, Czechia
ACQUIRED: Signed as a free agent, July 1, 2025
CONTRACT: Signed through 2025-26
DRAFTED: 2014, Washington's 2nd choice (2nd round, 39th overall)

SEASON HIGHS

SAVES: 33 (1/11/26 vs. CBJ)
SHOTS FACED: 36 (1/11/26 vs. CBJ)
WIN STREAK: 2 (2x, m.r. 1/27/26-3/5/26)
POINT STREAK: 5 (1/11/26-3/16/26: 3-0-2)
CONSECUTIVE STARTS: None
SHUTOUT SEQUENCE: 75:45 (12/6/25-12/16/25)

PLAYOFF CAREER HIGHS

SAVES: 30 (5/3/22 w/ WSH, ECFR G1 at FLA)
SHOTS FACED: 32 (5/3/22 w/ WSH, ECFR G1 at FLA)
SHUTOUT SEQUENCE: 55:37 (5/3/22-5/5/22, ECFR G1-2 at FLA)

2025-26 HIGHLIGHTS


- Earned his first win of the season in his second start for Utah, stopping 24 of 26 shots faced vs. BOS (10/19)
- Made 25 saves at FLA (1/27) to register a win in his first trip back to Amerant Bank Arena since winning the Stanley Cup with the Panthers
- Stopped all 16 shots faced at PHI (3/5) to record his first Mammoth shutout and 100th NHL win, becoming the ninth Czech goaltender in NHL history to reach that milestone

CAREER PLAYOFF HIGHLIGHTS

- Won the 2025 Stanley Cup with Florida
- Played a career-high seven playoff games with New Jersey in 2023 and earned his first postseason win with the Devils in Game 3 of the Eastern Conference Second Round vs. CAR
- Registered a win in his playoff debut with Washington, stopping 30 of 32 shots faced in Game 1 of the 2022 Eastern Conference First Round at FLA

CAREER STATISTICS

			REGULAR SEASON							PLAYOFFS						
SEASON	TEAM	LEAGUE	GP	MIN	GA	SO	SV%	GAA	W-L-OT	GP	MIN	GA	SO	SV%	GAA	W-L
2020-21	Washington Capitals	NHL	37	2116	95	2	.908	2.69	21-10-4	1	13	1	0	.750	4.56	0-0
2021-22	Washington Capitals	NHL	42	2317	103	4	.908	2.67	20-12-6	2	100	7	0	.863	4.20	1-1
	Hershey Bears	AHL	1	59	2	0	.913	2.03	0-1-0	-	-	-	-	-	-	-
2022-23	New Jersey Devils	NHL	52	2916	119	3	.911	2.45	33-11-4	7	272	21	0	.825	4.64	1-3
2023-24	New Jersey Devils	NHL	32	1792	95	0	.890	3.18	17-9-3	-	-	-	-	-	-	-
	San Jose Sharks	NHL	0	-	-	-	-	-	-	-	-	-	-	-	-	-
2024-25	San Jose Sharks	NHL	18	973	63	0	.882	3.88	3-10-3	-	-	-	-	-	-	-
	San Jose Barracuda	AHL	1	60	2	0	.917	2.00	1-0-0	-	-	-	-	-	-	-
	Florida Panthers	NHL	7	421	21	1	.890	3.00	2-4-1	-	-	-	-	-	-	-
2025-26	UTAH	NHL	22	1206	58	1	.883	2.93	5-13-4	-	-	-	-	-	-	-
NHL TOTALS (6 SEASONS)			210	11740	554	11	.900	2.84	101-69-24	10	385	29	0	.834	4.52	2-4



KAREL VEJMELKA 70

POSITION: Goaltender **HEIGHT:** 6'4" **WEIGHT:** 221
CATCHES: Right **AGE:** 29
BORN: May 25, 1996 **BIRTHPLACE:** Třebíč, Czechia
ACQUIRED: Transferred from Arizona, June 13, 2024
CONTRACT: Signed through 2029-30
DRAFTED: 2015, Nashville's 5th choice (5th round, 145th overall)

SEASON HIGHS

SAVES: 34 (12/12/25 vs. SEA)
SHOTS FACED: 37 (12/12/25 vs. SEA)
WIN STREAK: 8 (1/5/26-1/24/26)
POINT STREAK: 8 (1/5/26-1/24/26)
CONSECUTIVE STARTS: 8 (1/29/26-3/3/26)
SHUTOUT SEQUENCE: 104:17 (12/3/25-12/5/25)

2025-26 HIGHLIGHTS

- Led all NHL goaltenders in games played (64) and starts (63) and ranked second in wins (38), setting new career highs in each of those three categories
- Became the first Czech netminder to record 38 wins in a single NHL season since Dominik Hašek with DET in 2006-07
- Earned his 100th career win at CBJ (3/7), becoming the 10th Czech goaltender to reach the milestone
- Twice named the NHL's Third Star of the Week, on 1/19 and 2/6
- Represented Czechia at the 2026 Winter Olympics in Milan



CAREER STATISTICS

			REGULAR SEASON							PLAYOFFS						
SEASON	TEAM	LEAGUE	GP	MIN	GA	SO	SV%	GAA	W-L-OT	GP	MIN	GA	SO	SV%	GAA	W-L-OT
2021-22	Arizona	NHL	52	2773	170	1	.898	3.68	13-32-3	-	-	-	-	-	-	-
2022-23	Arizona	NHL	50	2941	168	3	.900	3.43	18-24-6	-	-	-	-	-	-	-
2023-24	Arizona	NHL	38	2040	114	1	.897	3.35	13-19-2	-	-	-	-	-	-	-
2024-25	Utah	NHL	58	3368	145	1	.904	2.58	26-22-8	-	-	-	-	-	-	-
2025-26	Utah	NHL	64	3693	166	2	.897	2.75	38-20-3	-	-	-	-	-	-	-
NHL TOTALS (5 SEASONS)			262	14815	763	8	.899	3.10	108-117-22	-	-	-	-	-	-	-



MATT VILLALTA 31

POSITION: Goaltender **HEIGHT:** 6'4" **WEIGHT:** 190
CATCHES: Left **AGE:** 26
BORN: May 25, 1996 **BIRTHPLACE:** Kingston, Ontario
ACQUIRED: Transferred from Arizona, June 13, 2024
CONTRACT: Signed through 2025-26
DRAFTED: 2017, Los Angeles' third choice (3rd round, 72nd overall)

SEASON HIGHS

SAVES: None
SHOTS FACED: None
WIN STREAK: None
POINT STREAK: None
CONSECUTIVE STARTS: None
SHUTOUT SEQUENCE: None



2025-26 HIGHLIGHTS

- Made 33 AHL appearances for Tucson, leading Roadrunners netminders in wins (16), save percentage (.895) and goals-against average (3.10)
- Stopped all 19 shots faced at Iowa (11/1) for his lone shutout of the season
- Won four straight games from 12/27-1/16, with a .905 save percentage over that span

CAREER STATISTICS

SEASON	TEAM	LEAGUE	REGULAR SEASON							PLAYOFFS						
			GP	MIN	GA	SO	SV%	GAA	W-L-OT	GP	MIN	GA	SO	SV%	GAA	W-L
2023-24	Arizona	NHL	2	72	5	0	.828	4.17	0-1-0	-	-	-	-	-	-	-
	Tucson	AHL	51	3049	129	3	.911	2.54	31-17-3	2	117	5	0	.914	2.56	0-2
2024-25	Utah	NHL	1	60	3	0	.903	3.00	1-0-0	-	-	-	-	-	-	
	Tucson	AHL	43	2532	128	4	.905	3.03	18-22-4	-	-	-	-	-	-	
2025-26	Tucson*	AHL	33	1915	99	1	.895	3.10	16-12-3	-	-	-	-	-	-	
NHL TOTALS (2 SEASONS)			3	132	8	0	.867	3.64	1-1-0	-	-	-	-	-	-	

* AHL totals updated through games played on April 16



MACKENZIE WEEGAR 52

POSITION: Defenseman **HEIGHT:** 6'0" **WEIGHT:** 206
SHOOTS: Right **AGE:** 32
BORN: Jan. 7, 1994 **BIRTHPLACE:** Ottawa, Ontario, CAN
ACQUIRED: Trade with Calgary, March 4, 2026
CONTRACT: Signed through 2030-31
DRAFTED: 2013, Florida's 8th choice (7th round, 206th overall)

SEASON HIGHS

MOST GOALS, GAME:	1 (3/26/26 vs. WSH)
MOST ASSISTS, GAME:	2 (4/16/26 vs. STL)
MOST POINTS, GAME:	2 (4/16/26 vs. STL)
MOST PIM, GAME:	7 (3/10/26 at MIN)
LONGEST GOAL STREAK:	None
LONGEST ASSIST STREAK:	None
LONGEST POINT STREAK:	2 gm (3/24/26-3/26/26: 1g, 1a)
MULTI-POINT GAMES:	1 (4/16/26 vs. STL)

PLAYOFF CAREER HIGHS

GOALS:	1 (5/24/21 w/ FLA, 2021 CDFR G5 vs. TBL)
ASSISTS:	1 (4x; last: 5/24/21 w/ FLA, 2021 CDFR G5 vs. TBL)
POINTS:	2 (5/24/21 w/ FLA, 2021 CDFR G5 vs. TBL)

CAREER PLAYOFF HIGHLIGHTS


- Helped Florida reach three straight postseasons from 2020-22, earning five points (1g, 4a) in 20 games
- Scored his first career playoff goal and posted his first playoff multi-point game (1g, 1a) with the Panthers in Game 5 of the 2021 Central Division First Round against TBL
- Earned a career-high +5 rating in Game 5 of the 2022 Eastern Conference First Round vs. WSH, becoming the first Panthers defenseman to accomplish that feat in a playoff game

2025-26 HIGHLIGHTS

- Acquired from CGY at the trade deadline after posting 21 points (3g, 18a) in 60 games with the Flames
- Ranked seventh in the NHL in blocked shots (175) and was one of only two NHL players to register at least 150 blocked shots and 150 hits (167)
- Earned an assist in his Mammoth debut at CBJ (3/7) and scored his first Mammoth goal vs. WSH (3/26)

CAREER STATISTICS

			REGULAR SEASON									PLAYOFFS				
SEASON	TEAM	LEAGUE	GP	G	A	PTS	PP	SH	GW	+/-	PIM	GP	G	A	PTS	PIM
2016-17	Springfield	AHL	60	14	22	36	3	0	1	+7	70	-	-	-	-	-
	Florida	NHL	3	0	0	0	0	0	0	0	4	-	-	-	-	-
2017-18	Florida	NHL	60	2	6	8	0	0	0	+5	32	-	-	-	-	-
2018-19	Florida	NHL	64	4	11	15	0	0	2	-3	64	-	-	-	-	-
2019-20	Florida	NHL	45	7	11	18	0	0	1	+6	33	4	0	1	1	4
2020-21	Florida	NHL	54	6	30	36	0	0	1	+29	45	6	1	2	3	6
2021-22	Florida	NHL	80	8	36	44	1	1	2	+40	81	10	0	1	1	10
2022-23	Calgary	NHL	81	4	27	31	0	0	1	+15	43	-	-	-	-	-
2023-24	Calgary	NHL	82	20	32	52	3	0	2	+2	51	-	-	-	-	-
2024-25	Calgary	NHL	81	8	39	47	4	0	0	+18	33	-	-	-	-	-
2025-26	Calgary	NHL	60	3	18	21	0	0	0	-35	69	-	-	-	-	-
	Utah	NHL	19	1	6	7	0	0	0	+2	19	-	-	-	-	-
NHL TOTALS (10 SEASONS)			629	63	216	279	8	1	9	+79	474	20	1	4	5	20



KAILER YAMAMOTO 56

POSITION: Right Wing **HEIGHT:** 5'9" **WEIGHT:** 178
SHOOTS: Right **AGE:** 27
BORN: Sep. 29, 1998 **BIRTHPLACE:** Spokane, Washington
ACQUIRED: Signed as a free agent, October 6, 2024
CONTRACT: Signed through 2025-26
DRAFTED: 2017, Edmonton's 1st choice (1st round, 22nd overall)

SEASON HIGHS

MOST GOALS, GAME: 2 (2x, m.r. 1/31/26 vs. DAL)
MOST ASSISTS, GAME: 2 (4/2/26 at SEA)
MOST POINTS, GAME: 3 (1/29/26 at CAR)
MOST PIM, GAME: 2 (7x, m.r. 4/2/26 at SEA)
LONGEST GOAL STREAK: 2 gm (1/29/26-1/31/26: 4g, 1a)
LONGEST ASSIST STREAK: None
LONGEST POINT STREAK: 3 gm (1/29/26-2/2/26: 4g, 2a)
MULTI-POINT GAMES: 4 (last: 4/2/26 at SEA)

PLAYOFF CAREER HIGHS

GOALS: 1 (3x; last: 4/29/23 w/ EDM, WCFR G6 at LAK)
ASSISTS: 1 (9x; last: 5/10/23 w/ EDM, WCSR G4 vs. VGK)
POINTS: 2 (3x; last: 4/29/23 w/ EDM, WCFR G6 at LAK)

CAREER PLAYOFF HIGHLIGHTS

- Registered a career-high seven points (2g, 5a) in 14 playoff games with Edmonton in 2022, helping the Oilers advance to the Western Conference Final for the first time since 2006
- Earned three points (1g, 2a) in seven games during the 2022 Western Conference First Round and notched his first playoff goal and multi-point game with two power-play points (1g, 1a) in Game 1 vs. LAK
- Tallied two points (1g, 1a) and scored the series-clinching goal with 3:03 left in regulation in Game 6 of the 2023 Western Conference First Round at LAK, as the Oilers eliminated the Kings for the second straight season

2025-26 HIGHLIGHTS

- Scored 13 goals in 59 games with Utah, marking his highest single-season total since 2021-22
- Posted back-to-back multi-goal games for the first time in his NHL career, with a season-high three points (2g, 1a) at CAR (1/29) and two goals vs. DAL (1/31)

CAREER STATISTICS

			REGULAR SEASON									PLAYOFFS				
SEASON	TEAM	LEAGUE	GP	G	A	PTS	PP	SH	GW	+/-	PIM	GP	G	A	PTS	PIM
2017-18	Spokane	WHL	40	21	43	64	4	3	5	+22	18	7	1	3	4	6
	Edmonton	NHL	9	0	3	3	0	0	0	-3	2	-	-	-	-	-
2018-19	Edmonton	AHL	17	1	1	2	0	0	0	-6	2	-	-	-	-	-
	Bakersfield	Liiga	27	10	8	18	6	0	2	+12	16	-	-	-	-	-
2019-20	Edmonton	NHL	27	11	15	26	2	0	0	+17	12	4	0	0	0	6
	Bakersfield	NHL	23	8	8	16	4	0	3	-7	16	-	-	-	-	-
2020-21	Edmonton	AHL	52	8	13	21	1	0	0	+9	26	4	0	1	1	2
2021-22	Edmonton	NHL	81	20	21	41	3	1	4	-1	40	14	2	5	7	10
2022-23	Edmonton	NHL	58	10	15	25	0	1	3	+12	24	12	1	3	4	18
2023-24	Seattle	NHL	59	8	8	16	2	0	2	-9	18	-	-	-	-	-
2024-25	Utah	NHL	12	2	1	3	1	0	0	-1	2	-	-	-	-	-
	Tucson	AHL	54	20	36	56	5	0	3	+17	41	3	1	0	1	10
2025-26	Utah	NHL	59	13	10	23	0	0	2	+11	14	-	-	-	-	-
NHL TOTALS (9 SEASONS)			374	73	87	160	9	2	11	+30	140	34	3	9	12	36

OPPONENTS



VEGAS GOLDEN KNIGHTS

ARENA: T-Mobile Arena
STANLEY CUPS: 1 (2023)
GENERAL MANAGER: Kelly McCrimmon
HEAD COACH: John Tortorella
CAPTAIN: Mark Stone
2025-26 RECORD: 39-26-17 (95 points)
2025-26 LEADING SCORER: Jack Eichel (27-63-90)

2025-26 SEASON SERIES

MAMMOTH WON WITH 4 POINTS
 UTAH: 2-1-0 (4 points) | VEGAS: 1-2-0 (2 points)

ALL-TIME REGULAR-SEASON SERIES

MAMMOTH LEAD WITH 7 POINTS
 UTAH: 3-2-1 (7 points) | VEGAS: 3-3-0 (6 points)

GAME	RESULT	ATT.	GOALTENDERS	GW GOAL
Nov. 20 at UTA	4-1 L	12,478	Vejmelka vs. Schmid (W)	Ben Hutton
Nov. 24 at UTA	5-1 W	12,478	Vejmelka (W) vs. Lindbom	Logan Cooley
March 18 at VGK	4-0 W	17,875	Vejmelka vs. Hill (L)/Schmid	Clayton Keller

INDIVIDUAL SCORING

UTAH

PLAYER	GP	G	A	P	+/-	PIM	PPG	SHG	OTG	GWG	S	S%
Logan Cooley	3	4	1	5	3	6	0	1	0	1	9	44.4
Nate Schmidt	3	1	3	4	5	0	0	0	0	0	2	50.0
Clayton Keller	3	2	1	3	2	2	0	0	0	1	9	22.2
Barrett Hayton	3	1	1	2	2	0	0	0	0	0	5	20.0
Dylan Guenther	3	1	1	2	2	0	0	0	0	0	7	14.3
Ian Cole	3	0	2	2	1	0	0	0	0	0	1	0.0
Jack McBain	3	1	0	1	0	5	0	0	0	0	2	50.0
Nick Schmaltz	3	0	1	1	2	0	0	0	0	0	2	0.0
Lawson Crouse	3	0	1	1	2	5	0	0	0	0	2	0.0
John Marino	3	0	1	1	3	0	0	0	0	0	1	0.0
Kevin Stenlund	3	0	1	1	0	6	0	0	0	0	2	0.0
Mikhail Sergachev	3	0	1	1	1	4	0	0	0	0	7	0.0
Alexander Kerfoot	1	0	0	0	0	2	0	0	0	0	0	0.0
Liam O'Brien	1	0	0	0	-1	0	0	0	0	0	2	0.0
MacKenzie Weegar	1	0	0	0	2	0	0	0	0	0	0	0.0
Brandon Tanev	2	0	0	0	-1	2	0	0	0	0	0	0.0
Michael Carcone	3	0	0	0	1	0	0	0	0	0	9	0.0
Kailer Yamamoto	2	0	0	0	2	0	0	0	0	0	0	0.0
Nick DeSimone	2	0	0	0	-1	0	0	0	0	0	2	0.0
Sean Durzi	1	0	0	0	0	0	0	0	0	0	0	0.0
JJ Peterka	3	0	0	0	-1	0	0	0	0	0	4	0.0
Dmitri Simashev	2	0	0	0	-1	0	0	0	0	0	1	0.0

POWER PLAY: 0-for-6 (0.0%) | PENALTY KILL: 8-for-8 (100.0%)

GOALTENDING

UTAH

GOALTENDER	GP	GS	W	L	OT	SA	SV	GA	SV%	GAA	TOI	SO
Karel Vejmelka	3	3	2	1	0	95	90	5	.947	1.67	179:51	1

VEGAS

PLAYER	GP	G	A	P	+/-	PIM	PPG	SHG	OTG	GWG	S	S%
Jack Eichel	3	2	2	4	-3	0	0	0	0	0	15	13.3
Braeden Bowman	3	1	2	3	-2	2	0	0	0	0	8	12.5
Shea Theodore	3	0	3	3	-2	0	0	0	0	0	7	0.0
Ben Hutton	2	1	0	1	1	0	0	0	0	1	7	14.3
Ivan Barbashev	3	1	0	1	0	0	0	0	0	0	6	16.7
Cole Reinhardt	2	0	1	1	1	2	0	0	0	0	3	0.0
Pavel Dorofeyev	3	0	1	1	-4	0	0	0	0	0	4	0.0
Brayden McNabb	3	0	0	0	0	2	0	0	0	1	1	0.0
Reilly Smith	2	0	0	0	-1	2	0	0	0	0	3	0.0
Nic Dowd	1	0	0	0	0	2	0	0	0	0	0	0.0
Mark Stone	1	0	0	0	-2	0	0	0	0	0	1	0.0
Brandon Saad	2	0	0	0	0	2	0	0	0	0	2	0.0
Tomas Hertl	3	0	0	0	-5	0	0	0	0	0	9	0.0
Colton Sissons	3	0	0	0	0	0	0	0	0	0	3	0.0
Noah Hanifin	3	0	0	0	-3	0	0	0	0	0	7	0.0
Rasmus Andersson	1	0	0	0	-1	2	0	0	0	0	1	0.0
Keegan Kolesar	3	0	0	0	1	5	0	0	0	0	4	0.0
Jeremy Lauzon	1	0	0	0	-1	5	0	0	0	0	0	0.0
Mitch Marner	3	0	0	0	-5	0	0	0	0	0	7	0.0
Brett Howden	3	0	0	0	0	2	0	0	0	0	2	0.0
Zach Whitecloud	2	0	0	0	-2	0	0	0	0	0	4	0.0
Kaedan Korczak	3	0	0	0	1	2	0	0	0	0	1	0.0
Cole Smith	1	0	0	0	0	0	0	0	0	0	0	0.0

POWER PLAY: 0-for-8 (0.0%) | PENALTY KILL: 6-for-6 (100.0%)

VEGAS

GOALTENDER	GP	GS	W	L	OT	SA	SV	GA	SV%	GAA	TOI	SO
Akira Schmid	2	1	1	0	0	40	39	1	.975	0.55	110:02	0
Carl Lindbom	1	1	0	1	0	21	18	3	.857	3.07	58:36	0
Adin Hill	1	1	0	1	0	3	0	3	.000	21.95	8:12	0

ARENA: Honda Center
STANLEY CUPS: 1 (2007)
GENERAL MANAGER: Pat Verbeek
HEAD COACH: Joel Quenneville
CAPTAIN: Radko Gudas
2025-26 RECORD: 43-33-6 (92 points)
2025-26 LEADING SCORER: Cutter Gauthier (41-28-69)

2025-26 SEASON SERIES

ANAHEIM WON WITH 4 POINTS

UTAH: 1-1-1 (3 points) | ANAHEIM: 2-1-0 (4 points)

ALL-TIME REGULAR-SEASON SERIES

DUCKS LEAD WITH 8 POINTS

UTAH: 2-1-3 (7 points) | ANAHEIM: 4-2-0 (8 points)

GAME	RESULT	ATT.	GOALTENDERS	GW GOAL
Nov. 17 at ANA	3-2 L (OT)	15,177	Vejmelka vs. Dostál (W)	Olen Zellweger
Dec. 3 at ANA	7-0 W	12,547	Vejmelka vs. Husso (L)/Buteyets	Lawson Crouse
March 20 at UTA	4-1 L	12,478	Vaněček vs. Dostál (W)	Alex Killorn

INDIVIDUAL SCORING

UTAH

PLAYER	GP	G	A	P	+/-	PIM	PPG	SHG	OTG	GWG	S	S%
JJ Peterka	3	2	3	5	2	0	1	0	0	0	8	25.0
Dylan Guenther	3	3	1	4	-1	0	0	0	0	0	13	23.1
Clayton Keller	3	1	2	3	0	2	0	0	0	0	5	20.0
Nick Schmaltz	3	0	3	3	1	0	0	0	0	0	8	0.0
Ian Cole	3	1	1	2	4	4	0	0	0	0	3	33.3
Sean Durzi	2	0	2	2	0	0	0	0	0	0	3	0.0
Jack McBain	3	0	2	2	1	5	0	0	0	0	2	0.0
Liam O'Brien	2	1	0	1	1	5	0	0	0	0	2	50.0
Lawson Crouse	3	1	0	1	-1	2	0	0	0	1	7	14.3
Logan Cooley	3	1	0	1	0	2	0	0	0	0	3	33.3
Nate Schmidt	3	0	1	1	0	2	0	0	0	0	5	0.0
John Marino	3	0	1	1	2	2	0	0	0	0	2	0.0
Mikhail Sergachev	3	0	1	1	-4	4	0	0	0	0	3	0.0
Michael Carcone	3	0	1	1	1	0	0	0	0	0	8	0.0
Maveric Lamoureux	1	0	1	1	4	2	0	0	0	0	1	0.0
Alexander Kerfoot	1	0	0	0	0	0	0	0	0	0	0	0.0
MacKenzie Weegar	1	0	0	0	-1	0	0	0	0	0	2	0.0
Kevin Stenlund	3	0	0	0	0	0	0	0	0	0	0	0.0
Brandon Tanev	1	0	0	0	0	0	0	0	0	0	0	0.0
Kailer Yamamoto	2	0	0	0	1	0	0	0	0	0	0	0.0
Nick DeSimone	1	0	0	0	1	0	0	0	0	0	0	0.0
Barrett Hayton	2	0	0	0	-2	2	0	0	0	0	3	0.0
Dmitri Simashev	1	0	0	0	0	0	0	0	0	0	2	0.0
Daniil But	1	0	0	0	1	0	0	0	0	0	2	0.0

POWER PLAY: 1-for-6 (16.7%) | PENALTY KILL: 9-for-9 (100.0%)

GOALTENDING

UTAH

GOALTENDER	GP	GS	W	L	OT	SA	SV	GA	SV%	GAA	TOI	SO
Karel Vejmelka	2	2	1	0	1	53	50	3	.943	1.48	121:38	1
Vitek Vaněček	1	1	0	1	0	22	20	2	.909	2.03	59:06	0

ANAHEIM

PLAYER	GP	G	A	P	+/-	PIM	PPG	SHG	OTG	GWG	S	S%
Alex Killorn	3	1	4	5	3	0	0	0	0	1	6	16.7
Ryan Poehling	2	1	1	2	1	0	0	1	0	0	2	50.0
Cutter Gauthier	3	1	1	2	0	0	0	0	0	0	9	11.1
Beckett Sennecke	3	0	2	2	1	4	0	0	0	0	3	0.0
Mikael Granlund	1	1	0	1	2	0	0	0	0	0	3	33.3
Troy Terry	3	1	0	1	-2	2	0	0	0	0	5	20.0
Jackson LaCombe	3	1	0	1	1	0	0	0	0	0	6	16.7
Olen Zellweger	3	1	0	1	-3	0	0	0	1	1	7	14.3
John Carlson	1	0	1	1	1	0	0	0	0	0	2	0.0
Chris Kreider	3	0	1	1	-2	0	0	0	0	0	5	0.0
Ryan Strome	1	0	1	1	1	0	0	0	0	0	0	0.0
Jeffrey Viel	1	0	1	1	1	5	0	0	0	0	0	0.0
Pavel Mintyukov	2	0	1	1	1	0	0	0	0	0	1	0.0
Radko Gudas	2	0	0	0	0	0	0	0	0	0	3	0.0
Jacob Trouba	3	0	0	0	-2	2	0	0	0	0	5	0.0
Ross Johnston	2	0	0	0	-2	7	0	0	0	0	2	0.0
Frank Vatrano	2	0	0	0	-1	0	0	0	0	0	4	0.0
Jansen Harkins	3	0	0	0	-2	10	0	0	0	0	1	0.0
Drew Helleeson	2	0	0	0	-3	0	0	0	0	0	1	0.0
Nikita Nesterenko	1	0	0	0	-1	0	0	0	0	0	1	0.0
Ian Moore	3	0	0	0	-2	2	0	0	0	0	1	0.0
Mason McTavish	3	0	0	0	-2	0	0	0	0	0	5	0.0
Leo Carlsson	3	0	0	0	-3	0	0	0	0	0	5	0.0
Tim Washe	1	0	0	0	+1	2	0	0	0	0	0	0.0

POWER PLAY: 0-for-9 (0.0%) | PENALTY KILL: 5-for-6 (83.3%)

ANAHEIM

GOALTENDER	GP	GS	W	L	OT	SA	SV	GA	SV%	GAA	TOI	SO
Lukáš Dostál	2	2	2	0	0	48	45	3	.938	1.50	120:02	0
Ville Husso	1	1	0	1	0	21	17	4	.810	6.00	40:00	0
Vyacheslav Buteyets	1	0	0	0	0	13	10	3	.769	9.00	20:00	0



COLORADO AVALANCHE

ARENA: Ball Arena
STANLEY CUPS: 3 (1996, 2001, 2022)
GENERAL MANAGER: Chris MacFarland
HEAD COACH: Jared Bednar
CAPTAIN: Gabriel Landeskog
2025-26 RECORD: 55-16-11 (121 points)
2025-26 LEADING SCORER: Nathan MacKinnon (53-74-127)

2025-26 SEASON SERIES

AVALANCHE WON WITH 7 POINTS

UTAH: 1-3-0 (2 points) | COLORADO: 3-0-1 (7 points)

ALL-TIME REGULAR-SEASON SERIES

AVALANCHE LEAD WITH 11 POINTS

UTAH: 2-5-0 (4 points) | COLORADO: 5-1-1 (11 points)

GAME	RESULT	ATT.	GOALTENDERS	GW GOAL
Oct. 9 at COL	2-1 L	18,087	Vejmelka vs. Wedgewood (W)	Nathan MacKinnon
Oct. 21 at UTA	4-3 W (OT)	12,478	Vejmelka (W) vs. Wedgewood	Dylan Guenther
Dec. 23 at COL	1-0 L	11,131	Vejmelka vs. Wedgewood (W)	Samuel Girard
Feb. 25 vs. COL	4-2 L	12,478	Vejmelka vs. Wedgewood (W)	Brock Nelson

INDIVIDUAL SCORING

UTAH

PLAYER	GP	G	A	P	+/-	PIM	PPG	SHG	OTG	GWG	S	S%
Dylan Guenther	4	4	0	4	1	2	2	0	1	1	18	22.2
Mikhail Sergachev	4	1	3	4	0	0	0	0	0	0	16	6.3
Clayton Keller	4	0	4	4	-2	0	0	0	0	0	16	0.0
Nick Schmaltz	4	1	1	2	-3	2	1	0	0	0	10	10.0
Lawson Crouse	4	1	0	1	0	0	0	0	0	0	12	8.3
Kevin Stenlund	4	0	1	1	-1	0	0	0	0	0	2	0.0
Michael Carcone	2	0	1	1	1	0	0	0	0	0	5	0.0
Jack McBain	4	0	1	1	1	4	0	0	0	0	7	0.0
Logan Cooley	3	0	1	1	0	0	0	0	0	0	4	0.0
Ian Cole	4	0	0	0	1	2	0	0	0	0	1	0.0
Andrew Agozzino	1	0	0	0	0	0	0	0	0	0	0	0.0
Olli Maatta	2	0	0	0	-1	0	0	0	0	0	0	0.0
Alexander Kerfoot	2	0	0	0	-1	0	0	0	0	0	2	0.0
Liam O'Brien	2	0	0	0	-1	0	0	0	0	0	3	0.0
Nate Schmidt	4	0	0	0	-4	2	0	0	0	0	3	0.0
John Marino	4	0	0	0	-2	0	0	0	0	0	0	0.0
Brandon Tanev	3	0	0	0	-2	2	0	0	0	0	2	0.0
Kailer Yamamoto	2	0	0	0	-1	0	0	0	0	0	2	0.0
Nick DeSimone	2	0	0	0	0	2	0	0	0	0	1	0.0
Sean Durzi	3	0	0	0	-3	0	0	0	0	0	5	0.0
Barrett Hayton	3	0	0	0	-2	0	0	0	0	0	7	0.0
JJ Peterka	4	0	0	0	-3	2	0	0	0	0	5	0.0
Dmitri Simashev	2	0	0	0	0	2	0	0	0	0	5	0.0
Daniil But	1	0	0	0	0	0	0	0	0	0	2	0.0

POWER PLAY: 3-for-13 (23.1%) | PENALTY KILL: 8-for-10 (80.0%)

GOALTENDING

UTAH

GOALTENDER	GP	GS	W	L	OT	SA	SV	GA	SV%	GAA	TOI	SO
Karel Vejmelka	3	3	1	2	0	85	77	8	.906	2.69	178:28	0
Vitek Vaněček	1	1	0	1	0	22	25	1	.962	1.04	57:42	0

COLORADO

PLAYER	GP	G	A	P	+/-	PIM	PPG	SHG	OTG	GWG	S	S%
Martin Necas	4	2	2	4	0	2	1	0	0	0	7	28.6
Cale Makar	4	1	2	3	0	0	0	0	0	0	8	12.5
Parker Kelly	4	1	2	3	3	2	0	0	0	0	1	100.0
Victor Olofsson	4	1	1	2	4	0	0	0	0	0	6	16.7
Ross Colton	4	1	1	2	4	0	0	0	0	0	7	14.3
Jack Drury	4	1	1	2	1	2	0	0	0	0	3	33.3
Brock Nelson	4	1	0	1	2	0	0	0	0	1	8	12.5
Nathan MacKinnon	3	1	0	1	-1	2	1	0	0	1	13	7.7
Samuel Girard	2	1	0	1	2	0	0	0	0	1	2	50.0
Brent Burns	4	0	1	1	3	0	0	0	0	0	10	0.0
Josh Manson	4	0	1	1	1	4	0	0	0	0	6	0.0
Gabriel Landeskog	4	0	1	1	1	4	0	0	0	0	7	0.0
Valeri Nichushkin	4	0	1	1	-1	0	0	0	0	0	6	0.0
Zakhar Bardakov	2	0	1	1	0	0	0	0	0	0	0	0.0
Sam Malinski	4	0	1	1	1	0	0	0	0	0	7	0.0
Brett Kulak	1	0	0	0	1	0	0	0	0	0	0	0.0
Artturi Lehkonen	4	0	0	0	-1	2	0	0	0	0	7	0.0
Devon Toews	4	0	0	0	1	4	0	0	0	0	5	0.0
Joel Kiviranta	3	0	0	0	0	0	0	0	0	0	4	0.0
Ilya Solovyov	1	0	0	0	-1	0	0	0	0	0	2	0.0
Gavin Brindley	4	0	0	0	2	2	0	0	0	0	3	0.0

POWER PLAY: 2-for-10 (20.0%) | PENALTY KILL: 10-for-13 (76.9%)

COLORADO

GOALTENDER	GP	GS	W	L	OT	SA	SV	GA	SV%	GAA	TOI	SO
Scott Wedgewood	4	4	3	0	1	128	121	7	.945	1.75	240:28	1

ARENA: American Airlines Center
STANLEY CUPS: 1 (1999)
GENERAL MANAGER: Jim Nill
HEAD COACH: Glen Gulutzan
CAPTAIN: Jamie Benn
2025-26 RECORD: 50-20-12 (112 points)
2025-26 LEADING SCORER: Jason Robertson (45-51-96)

2025-26 SEASON SERIES

TEAMS TIED WITH 4 POINTS

UTAH: 2-2-0 (4 points) | DALLAS: 2-2-0 (4 points)

ALL-TIME REGULAR-SEASON SERIES

STARS LEAD WITH 10 POINTS

UTAH: 3-4-1 (7 points) | DALLAS: 5-3-0 (10 points)

GAME	RESULT	ATT.	GOALTENDERS	GW GOAL
Nov. 28 at DAL	4-3 L	18,532	Vaněček vs. Oettinger (W)	Wyatt Johnston
Jan. 15 at UTA	2-1 W	12,478	Vejmelka (W) vs. Oettinger	John Marino
Jan. 31 at UTA	3-2 L	12,478	Vejmelka vs. DeSmith (W)	Matt Duchene
March 16 at DAL	6-3 W	18,532	Vaněček (W) vs. DeSmith	Kailer Yamamoto

INDIVIDUAL SCORING

UTAH

PLAYER	GP	G	A	P	+/-	PIM	PPG	SHG	OTG	GWG	S	S%
John Marino	4	1	4	5	7	2	0	0	0	1	3	33.3
Kailer Yamamoto	3	3	1	4	4	2	0	0	0	1	4	75.0
Nick Schmaltz	4	1	2	3	2	0	0	0	0	0	4	25.0
JJ Peterka	4	0	3	3	2	2	0	0	0	0	6	0.0
Jack McBain	4	2	0	2	1	9	0	1	0	0	7	28.6
Lawson Crouse	4	1	1	2	3	0	0	0	0	0	7	14.3
Clayton Keller	4	1	1	2	2	0	0	0	0	0	11	9.1
Michael Carcone	4	1	1	2	1	0	1	0	0	0	2	50.0
Logan Cooley	2	1	1	2	1	0	0	0	0	1	3	33.3
Nate Schmidt	4	1	0	1	7	4	0	0	0	0	5	20.0
Kevin Rooney	1	1	0	1	1	0	0	0	0	0	1	100.0
Alexander Kerfoot	1	0	1	1	1	0	0	0	0	0	0	0.0
Mikhail Sergachev	4	0	1	1	0	0	0	0	0	0	6	0.0
Barrett Hayton	3	0	1	1	2	4	0	0	0	0	4	0.0
Dylan Guenther	4	0	1	1	0	0	0	0	0	0	11	0.0
Ian Cole	4	0	0	0	-2	2	0	0	0	0	3	0.0
Liam O'Brien	1	0	0	0	0	0	0	0	0	0	0	0.0
MacKenzie Weegar	1	0	0	0	4	0	0	0	0	0	2	0.0
Kevin Stenlund	3	0	0	0	-2	2	0	0	0	0	3	0.0
Brandon Tanev	4	0	0	0	0	5	0	0	0	0	1	0.0
Nick DeSimone	2	0	0	0	1	0	0	0	0	0	3	0.0
Sean Durzi	4	0	0	0	-4	8	0	0	0	0	4	0.0
Dmitri Simashev	1	0	0	0	-1	0	0	0	0	0	0	0.0
Daniil But	2	0	0	0	-1	0	0	0	0	0	3	0.0

POWER PLAY: 1-for-9 (11.1%) | PENALTY KILL: 9-for-14 (64.3%)

GOALTENDING

UTAH

GOALTENDER	GP	GS	W	L	OT	SA	SV	GA	SV%	GAA	TOI	SO
Karel Vejmelka	2	2	1	1	0	59	55	4	.932	2.03	118:29	0
Vítěz Vaněček	2	2	1	1	0	58	51	7	.879	3.56	117:57	0

DALLAS

PLAYER	GP	G	A	P	+/-	PIM	PPG	SHG	OTG	GWG	S	S%
Wyatt Johnston	4	3	1	4	-3	0	2	0	0	1	13	23.1
Jamie Benn	4	1	3	4	0	0	0	0	0	0	7	14.3
Mikko Rantanen	3	1	3	4	-1	2	1	0	0	0	10	10.0
Miro Heiskanen	3	0	4	4	0	0	0	0	0	0	8	0.0
Jason Robertson	4	1	2	3	-1	0	0	0	0	0	13	7.7
Sam Steel	4	1	1	2	-2	4	0	0	0	0	3	33.3
Matt Duchene	3	1	0	1	-2	2	0	0	0	1	4	25.0
Adam Erne	3	1	0	1	0	5	0	0	0	0	2	50.0
Roope Hintz	3	1	0	1	0	6	1	0	0	0	10	10.0
Thomas Harley	3	1	0	1	-6	0	1	0	0	0	13	7.7
Tyler Myers	1	0	1	1	1	0	0	0	0	0	3	0.0
Alexander Petrovic	3	0	1	1	-1	0	0	0	0	0	4	0.0
Esa Lindell	4	0	1	1	0	0	0	0	0	0	6	0.0
Kyle Capobianco	3	0	1	1	2	2	0	0	0	0	3	0.0
Mavrik Bourque	4	0	1	1	-3	2	0	0	0	0	6	0.0
Justin Hryckowian	4	0	1	1	-3	0	0	0	0	0	4	0.0
Arttu Hyry	1	0	1	1	0	0	0	0	0	0	0	0.0
Tyler Seguin	1	0	0	0	1	0	0	0	0	0	0	0.0
Colin Blackwell	2	0	0	0	-2	0	0	0	0	0	0	0.0
Radek Faksa	3	0	0	0	0	0	0	0	0	0	1	0.0
Michael Bunting	1	0	0	0	-2	2	0	0	0	0	1	0.0
Oskar Bäck	4	0	0	0	-2	0	0	0	0	0	0	0.0
Nils Lundkvist	3	0	0	0	-7	0	0	0	0	0	4	0.0
Ilya Lyubushkin	1	0	0	0	0	0	0	0	0	0	1	0.0
Vladislav Kolyachonok	1	0	0	0	1	0	0	0	0	0	0	0.0
Lian Bichsel	2	0	0	0	-1	5	0	0	0	0	1	0.0

POWER PLAY: 5-for-14 (35.7%) | PENALTY KILL: 8-for-9 (88.9%)

DALLAS

GOALTENDER	GP	GS	W	L	OT	SA	SV	GA	SV%	GAA	TOI	SO
Jake Oettinger	2	2	1	1	0	57	52	5	.912	2.57	116:38	0
Casey DeSmith	2	2	1	1	0	35	28	7	.800	3.54	118:40	0

ARENA: Rogers Place
STANLEY CUPS: 5 (1984-85, 1987-88, 1990)
GENERAL MANAGER: Stan Bowman
HEAD COACH: Kris Knoblauch
CAPTAIN: Connor McDavid
2025-26 RECORD: 41-30-11 (93 points)
2025-26 LEADING SCORER: Connor McDavid (48-90-138)

2025-26 SEASON SERIES

OILERS WON WITH 5 POINTS

UTAH: 1-2-0 (2 points) | EDMONTON: 2-0-1 (5 points)

ALL-TIME REGULAR-SEASON SERIES

OILERS LEAD WITH 11 POINTS

UTAH: 1-4-1 (3 points) | EDMONTON: 5-0-1 (11 points)

GAME	RESULT	ATT.	GOALTENDERS	GW GOAL
Oct. 28 at EDM	6-3 L	18,347	Vejmelka vs. Skinner (W)	Ty Emberson
March 24 at UTA	5-2 L	12,478	Vejmelka (L)/Vaněček vs. Jarry	Connor McDavid
April 7 at UTA	6-5 W (OT)	12,478	Vejmelka vs. Jarry	Clayton Keller

INDIVIDUAL SCORING

UTAH

PLAYER	GP	G	A	P	+/-	PIM	PPG	SHG	OTG	GWG	S	S%
Alexander Kerfoot	2	2	1	3	-1	0	0	0	0	0	3	66.7
Nick Schmaltz	3	2	1	3	-1	0	0	1	0	0	7	28.6
Michael Carcone	3	0	3	3	-1	0	0	0	0	0	3	0.0
Sean Durzi	2	0	3	3	1	0	0	0	0	0	1	0.0
Dylan Guenther	3	0	3	3	-2	0	0	0	0	0	8	0.0
JJ Peterka	3	2	0	2	-1	0	0	0	0	0	7	28.6
Logan Cooley	3	2	0	2	-2	0	0	0	0	0	5	40.0
Lawson Crouse	3	1	1	2	-2	0	1	0	0	0	8	12.5
Clayton Keller	3	1	1	2	-2	2	1	0	1	1	8	12.5
Ian Cole	3	0	2	2	2	0	0	0	0	0	3	0.0
Mikhail Sergachev	3	0	2	2	-4	0	0	0	0	0	4	0.0
Barrett Hayton	2	1	0	1	1	0	0	0	0	0	2	50.0
MacKenzie Weegar	2	0	1	1	-1	4	0	0	0	0	2	0.0
John Marino	3	0	1	1	-2	0	0	0	0	0	2	0.0
Olli Maatta	1	0	0	0	-1	0	0	0	0	0	0	0.0
Liam O'Brien	1	0	0	0	-2	2	0	0	0	0	0	0.0
Nate Schmidt	3	0	0	0	-3	0	0	0	0	0	3	0.0
Kevin Stenlund	3	0	0	0	-5	0	0	0	0	0	1	0.0
Brandon Tanev	2	0	0	0	-3	0	0	0	0	0	1	0.0
Kailer Yamamoto	2	0	0	0	0	0	0	0	0	0	2	0.0
Nick DeSimone	1	0	0	0	-1	0	0	0	0	0	0	0.0
Jack McBain	2	0	0	0	-2	0	0	0	0	0	1	0.0
Dmitri Simashev	1	0	0	0	-1	0	0	0	0	0	1	0.0

POWER PLAY: 2-for-7 (28.6%) | PENALTY KILL: 3-for-4 (75.0%)

EDMONTON

PLAYER	GP	G	A	P	+/-	PIM	PPG	SHG	OTG	GWG	S	S%
Evan Bouchard	3	0	7	7	6	4	0	0	0	0	3	0.0
Connor McDavid	3	5	1	6	3	0	1	0	0	1	11	45.5
Mattias Ekholm	3	1	3	4	8	0	0	0	0	0	6	16.7
Adam Henrique	3	0	4	4	0	0	0	0	0	0	1	0.0
Ryan Nugent-Hopkins	3	1	2	3	1	0	0	0	0	0	6	16.7
Jake Walman	3	0	3	3	0	0	0	0	0	0	4	0.0
Jack Roslovic	3	2	0	2	0	0	0	0	0	0	7	28.6
Leon Draisaitl	1	1	1	2	2	0	0	0	0	0	4	25.0
Curtis Lazar	1	1	0	1	0	0	0	0	0	0	1	100.0
Ty Emberson	3	1	0	1	0	2	0	0	0	1	4	25.0
Vasily Podkolzin	3	1	0	1	4	0	0	0	0	0	2	50.0
Colton Dach	1	1	0	1	1	0	0	0	0	0	3	33.3
Isaac Howard	1	1	0	1	1	2	0	0	0	0	2	50.0
Matt Savoie	3	1	0	1	3	2	0	1	0	0	4	25.0
Zach Hyman	1	0	1	1	3	2	0	0	0	0	0	0.0
Jason Dickinson	2	0	1	1	0	2	0	0	0	0	2	0.0
Darnell Nurse	3	0	1	1	0	0	0	0	0	0	4	0.0
Kasperii Kapanen	2	0	1	1	-1	0	0	0	0	0	2	0.0
Trent Frederic	2	0	1	1	1	0	0	0	0	0	2	0.0
Connor Murphy	2	0	0	0	0	0	0	0	0	0	2	0.0
Brett Kulak	1	0	0	0	0	0	0	0	0	0	2	0.0
Andrew Mangiapane	1	0	0	0	0	0	0	0	0	0	1	0.0
Max Jones	2	0	0	0	0	0	0	0	0	0	0	0.0
Troy Stecher	1	0	0	0	-1	0	0	0	0	0	0	0.0
Roby Jarventie	1	0	0	0	-1	0	0	0	0	0	1	0.0
Josh Samanski	1	0	0	0	0	0	0	0	0	0	0	0.0
David Tomasek	1	0	0	0	-1	0	0	0	0	0	2	0.0

POWER PLAY: 1-for-4 (25.0%) | PENALTY KILL: 5-for-7 (71.4%)

GOALTENDING

UTAH

GOALTENDER	GP	GS	W	L	OT	SA	SV	GA	SV%	GAA	TOI	SO
Karel Vejmelka	3	3	1	2	0	64	50	14	.781	5.28	159:01	0
Vítěz Vaněček	1	0	0	0	0	10	10	0	1.000	0.00	17:28	0

EDMONTON

GOALTENDER	GP	GS	W	L	OT	SA	SV	GA	SV%	GAA	TOI	SO
Tristan Jarry	2	2	1	0	1	49	41	8	.837	3.98	120:33	0
Stuart Skinner	1	1	1	0	0	23	20	3	.870	3.00	59:59	0



LOS ANGELES KINGS

ARENA: Crypto.com Arena
STANLEY CUPS: 2 (2012, 2014)
GENERAL MANAGER: Ken Holland
INTERIM HEAD COACH: D.J. Smith
CAPTAIN: Anže Kopitar
2025-26 RECORD: 35-27-20 (90 points)
2025-26 LEADING SCORER: Artemi Panarin (28-56-84)

2025-26 SEASON SERIES

MAMMOTH WON WITH 4 POINTS
 UTAH: 2-1-0 (4 points) | LOS ANGELES: 1-1-1 (3 points)

ALL-TIME REGULAR-SEASON SERIES

KINGS LEAD WITH 9 POINTS
 UTAH: 2-4-0 (4 points) | LOS ANGELES: 4-1-1 (9 points)

GAME	RESULT	ATT.	GOALTENDERS	GW GOAL
Dec. 8 at UTA	4-2 L	12,478	Vejmelka vs. Kuemper (W)	Anže Kopitar
March 22 at UTA	4-3 W (OT)	12,478	Vejmelka (W) vs. Kuemper	Nick Schmaltz
March 28 at LAK	6-2 W	18,145	Vejmelka vs. Kuemper (L)/Forsberg	Logan Cooley

INDIVIDUAL SCORING

UTAH

PLAYER	GP	G	A	P	+/-	PIM	PPG	SHG	OTG	GWG	S	S%
Mikhail Sergachev	3	0	6	6	0	0	0	0	0	0	5	0.0
Clayton Keller	3	1	4	5	1	0	0	0	0	0	9	11.1
Nick Schmaltz	3	3	1	4	2	0	1	0	1	1	10	30.0
Alexander Kerfoot	2	2	1	3	1	0	0	0	0	0	3	66.7
Lawson Crouse	3	2	1	3	1	0	0	0	0	0	8	25.0
Logan Cooley	2	2	0	2	0	0	1	0	0	1	3	66.7
Dylan Guenther	3	1	1	2	-1	2	1	0	0	0	4	25.0
John Marino	3	0	2	2	0	0	0	0	0	0	1	0.0
Kevin Stenlund	3	0	2	2	-1	0	0	0	0	0	1	0.0
JJ Peterka	3	0	2	2	0	0	0	0	0	0	2	0.0
Jack McBain	3	1	0	1	0	2	0	0	0	0	5	20.0
Ian Cole	3	0	1	1	-1	2	0	0	0	0	5	0.0
Liam O'Brien	1	0	0	0	-1	0	0	0	0	0	0	0.0
Nate Schmidt	3	0	0	0	0	0	0	0	0	0	3	0.0
MacKenzie Weegar	2	0	0	0	1	0	0	0	0	0	5	0.0
Brandon Tanev	2	0	0	0	-1	0	0	0	0	0	1	0.0
Michael Carcone	3	0	0	0	-1	0	0	0	0	0	6	0.0
Kailer Yamamoto	2	0	0	0	1	0	0	0	0	0	2	0.0
Sean Durzi	3	0	0	0	-3	0	0	0	0	0	5	0.0
Barrett Hayton	2	0	0	0	-1	0	0	0	0	0	2	0.0
Maveric Lamoureux	1	0	0	0	1	0	0	0	0	0	0	0.0
Daniil But	1	0	0	0	-1	2	0	0	0	0	3	0.0

POWER PLAY: 3-for-8 (37.5%) | PENALTY KILL: 4-for-4 (100.0%)

LOS ANGELES

PLAYER	GP	G	A	P	+/-	PIM	PPG	SHG	OTG	GWG	S	S%
Adrian Kempe	3	2	2	4	3	2	0	0	0	1	3	66.7
Anze Kopitar	3	2	0	2	3	2	0	0	1	0	7	28.6
Joel Armia	3	2	0	2	0	0	0	0	0	0	9	22.2
Quinton Byfield	3	1	1	2	1	0	0	0	0	0	6	16.7
Joel Edmundson	3	0	2	2	6	2	0	0	0	0	5	0.0
Kevin Fiala	1	0	2	2	2	0	0	0	0	0	1	0.0
Artemi Panarin	2	1	0	1	0	0	0	0	0	0	7	14.3
Alex Laferriere	3	1	0	1	1	0	0	0	1	1	6	16.7
Drew Doughty	3	0	1	1	-1	2	0	0	0	0	7	0.0
Corey Perry	1	0	0	0	0	0	0	0	0	0	0	0.0
Brian Dumoulin	3	0	0	0	-5	0	0	0	0	0	4	0.0
Phillip Danault	1	0	0	0	-1	0	0	0	0	0	0	0.0
Scott Laughton	2	0	0	0	-1	2	0	0	0	0	8	0.0
Cody Ceci	3	0	0	0	-3	0	0	0	0	0	2	0.0
Warren Foegele	1	0	0	0	0	2	0	0	0	0	1	0.0
Mathieu Joseph	2	0	0	0	-1	0	0	0	0	0	1	0.0
Trevor Moore	3	0	0	0	0	0	0	0	0	0	6	0.0
Mikey Anderson	3	0	0	0	1	2	0	0	0	0	3	0.0
Alex Turcotte	2	0	0	0	-1	0	0	0	0	0	3	0.0
Jeff Malott	1	0	0	0	-1	0	0	0	0	0	2	0.0
Samuel Helenius	2	0	0	0	-3	0	0	0	0	0	1	0.0
Brandt Clarke	3	0	0	0	3	0	0	0	0	0	10	0.0
Jared Wright	2	0	0	0	-2	0	0	0	0	0	2	0.0
Andrei Kuzmenko	1	0	0	0	0	2	0	0	0	0	0	0.0

POWER PLAY: 0-for-4 (0.0%) | PENALTY KILL: 5-for-8 (62.5%)

GOALTENDING

UTAH

GOALTENDER	GP	GS	W	L	OT	SA	SV	GA	SV%	GAA	TOI	SO
Karel Vejmelka	3	3	2	1	0	93	85	8	.914	2.67	179:54	0

LOS ANGELES

GOALTENDER	GP	GS	W	L	OT	SA	SV	GA	SV%	GAA	TOI	SO
Darcy Kuemper	3	3	1	1	1	71	60	11	.845	4.08	161:44	0
Anton Forsberg	1	0	0	0	0	11	11	0	1.000	0.00	19:34	0

ARENA: Grand Casino Arena
STANLEY CUPS: None
GENERAL MANAGER: Bill Guerin
HEAD COACH: John Hynes
CAPTAIN: Jared Spurgeon
2025-26 RECORD: 46-24-12 (104 points)
2025-26 LEADING SCORER: Kirill Kaprizov (45-44-89)

2025-26 SEASON SERIES

MAMMOTH WON WITH 4 POINTS
 UTAH: 2-1-0 (4 points) | MINNESOTA: 1-2-0 (2 points)

ALL-TIME REGULAR-SEASON SERIES

MAMMOTH LEAD WITH 11 POINTS
 UTAH: 5-1-1 (11 points) | MINNESOTA: 2-5-0 (4 points)

GAME	RESULT	ATT.	GOALTENDERS	GW GOAL
Oct. 25 at MIN	6-2 W	18,088	Vejmelka (W) vs. Gustavsson	Nick Schmaltz
Feb. 27 at UTA	5-2 W	12,478	Vejmelka (W) vs. Wallstedt	Lawson Crouse
March 10 at MIN	5-0 L	18,078	Vejmelka vs. Gustavsson (W)	Kirill Kaprizov

INDIVIDUAL SCORING

UTAH

PLAYER	GP	G	A	P	+/-	PIM	PPG	SHG	OTG	GWG	S	S%
Logan Cooley	3	3	1	4	1	0	1	1	0	0	12	25
Nick Schmaltz	3	2	2	4	4	2	0	0	0	1	10	20
Mikhail Sergachev	2	0	4	4	3	2	0	0	0	0	5	0.0
John Marino	3	1	2	3	4	0	0	0	0	0	1	100
Clayton Keller	3	1	2	3	2	2	0	0	0	0	8	12.5
Lawson Crouse	3	2	0	2	1	2	0	0	0	1	8	25
Jack McBain	3	0	2	2	1	2	0	0	0	0	8	0.0
Barrett Hayton	3	1	0	1	1	2	1	0	0	0	5	20
JJ Peterka	3	1	0	1	-1	0	0	0	0	0	7	14.3
Ian Cole	3	0	1	1	-2	4	0	0	0	0	4	0.0
Nate Schmidt	3	0	1	1	5	0	0	0	0	0	2	0.0
Sean Durzi	2	0	1	1	-3	0	0	0	0	0	1	0.0
Dylan Guenther	3	0	1	1	-1	0	0	0	0	0	11	0.0
Olli Maatta	2	0	0	0	2	0	0	0	0	0	1	0.0
Alexander Kerfoot	2	0	0	0	0	4	0	0	0	0	1	0.0
Liam O'Brien	1	0	0	0	0	0	0	0	0	0	4	0.0
MacKenzie Weegar	1	0	0	0	-2	7	0	0	0	0	0	0.0
Kevin Stenlund	3	0	0	0	0	0	0	0	0	0	3	0.0
Brandon Tanev	1	0	0	0	0	0	0	0	0	0	2	0.0
Michael Carcone	3	0	0	0	-2	0	0	0	0	0	7	0.0
Kailer Yamamoto	2	0	0	0	-2	2	0	0	0	0	3	0.0
Nick DeSimone	1	0	0	0	-2	0	0	0	0	0	0	0.0
Dmitri Simashev	1	0	0	0	0	0	0	0	0	0	0	0.0

POWER PLAY: 2-for-7 (28.6%) | **PENALTY KILL:** 9-for-11 (81.8%)

MINNESOTA

PLAYER	GP	G	A	P	+/-	PIM	PPG	SHG	OTG	GWG	S	S%
Marcus Johansson	3	2	2	4	0	0	1	0	0	0	4	50
Kirill Kaprizov	3	2	2	4	-1	2	1	0	0	1	8	25
Matt Boldy	3	2	1	3	0	0	0	0	0	0	12	16.7
Vladimir Tarasenko	3	0	3	3	1	0	0	0	0	0	7	0.0
Ryan Hartman	3	1	0	1	-3	5	0	0	0	0	10	10
Bobby Brink	1	1	0	1	2	0	0	0	0	0	1	100
Danila Yurov	3	1	0	1	1	2	0	0	0	0	1	100
Nick Foligno	1	0	1	1	1	0	0	0	0	0	1	2.0
Mats Zuccarello	2	0	1	1	-2	0	0	0	0	0	3	0.0
Vinnie Hinostroza	2	0	1	1	-2	2	0	0	0	0	1	0.0
Joel Eriksson Ek	3	0	1	1	-1	2	0	0	0	0	6	0.0
Quinn Hughes	2	0	1	1	2	0	0	0	0	0	3	0.0
Marco Rossi	1	0	1	1	-2	0	0	0	0	0	3	0.0
Zeev Buium	1	0	1	1	0	0	0	0	0	0	0	0.0
Zach Bogosian	2	0	0	0	0	2	0	0	0	0	1	0.0
Jared Spurgeon	3	0	0	0	-2	0	0	0	0	0	2	0.0
Marcus Foligno	2	0	0	0	-1	4	0	0	0	0	3	0.0
Jonas Brodin	2	0	0	0	-1	0	0	0	0	0	5	0.0
Michael McCarron	1	0	0	0	0	0	0	0	0	0	0	0.0
Jake Middleton	3	0	0	0	0	0	0	0	0	0	4	0.0
Yakov Trenin	3	0	0	0	0	2	0	0	0	0	2	0.0
Ben Jones	1	0	0	0	0	0	0	0	0	0	1	0.0
Nico Sturm	1	0	0	0	-1	0	0	0	0	0	0	0.0
Daemon Hunt	1	0	0	0	0	0	0	0	0	0	1	0.0
Brock Faber	3	0	0	0	-1	2	0	0	0	0	8	0.0
David Jiricek	1	0	0	0	-1	0	0	0	0	0	0	0.0

POWER PLAY: 2-for-11 (18.2%) | **PENALTY KILL:** 5-for-7 (71.4%)

GOALTENDING

UTAH

GOALTENDER	GP	GS	W	L	OT	SA	SV	GA	SV%	GAA	TOI	SO
Karel Vejmelka	3	3	2	1	0	88	79	9	.898	3.00	179:54	0

MINNESOTA

GOALTENDER	GP	GS	W	L	OT	SA	SV	GA	SV%	GAA	TOI	SO
Filip Gustavsson	2	2	1	1	0	65	60	5	.923	2.55	117:46	0
Jesper Wallstedt	1	1	0	1	0	37	32	5	.865	5.00	60:00	0

YEAR IN REVIEW



LEAGUE STANDINGS

EASTERN CONFERENCE

ATLANTIC DIVISION

#	TEAM	GP	W	L	OT	P	P%	RW	ROW	GF	GA	GD	HOME	AWAY	S/O	L10	STRK
1	y - Buffalo	82	50	23	9	109	.665	42	45	288	241	+47	26-10-5	24-13-4	5-1	6-3-1	OTL1
2	x - Tampa Bay	82	50	26	6	106	.646	40	46	290	231	+59	26-14-1	24-12-5	4-2	5-5-0	L1
3	x - Montréal	82	48	24	10	106	.646	34	44	283	256	+27	24-15-2	24-9-8	4-5	7-3-0	L1
4	x - Boston	82	45	27	10	100	.610	33	41	272	250	+22	29-11-1	16-16-9	4-3	5-3-2	W2
5	x - Ottawa	82	44	27	11	99	.604	38	41	278	246	+32	23-12-6	21-15-5	3-1	6-3-1	W1
6	Detroit	82	41	31	10	92	.561	30	39	241	258	-17	21-16-4	20-15-6	2-4	2-6-2	L1
7	Florida	82	40	38	4	84	.512	32	35	251	276	-25	23-15-3	17-23-1	5-2	5-4-1	W3
8	Toronto	82	32	36	14	78	.476	23	31	253	299	-46	18-15-8	14-21-6	1-4	2-7-1	L5

METROPOLITAN DIVISION

#	TEAM	GP	W	L	OT	P	P%	RW	ROW	GF	GA	GD	HOME	AWAY	S/O	L10	STRK
1	z - Carolina	82	53	22	7	113	.689	39	48	296	240	+56	29-10-2	24-12-5	5-4	7-2-1	W1
2	x - Pittsburgh	82	41	25	16	98	.598	34	38	293	268	+25	20-13-8	21-12-8	3-10	5-5-0	L3
3	x - Philadelphia	82	43	27	12	98	.598	27	33	250	243	+7	20-13-8	23-14-4	10-4	7-3-0	W3
4	Washington	82	43	30	9	95	.579	37	41	263	244	+19	25-11-5	18-19-4	2-6	8-2-0	W4
5	Columbus	82	40	30	12	92	.561	28	33	253	253	0	20-13-8	20-17-4	7-2	2-7-1	L2
6	NY Islanders	82	43	34	5	91	.555	29	39	233	241	-8	22-17-2	21-17-3	4-5	3-7-0	L3
7	New Jersey	82	42	37	3	87	.530	29	38	230	254	-24	21-17-3	21-20-0	4-1	5-4-1	L1
8	NY Rangers	82	34	39	9	77	.470	25	31	238	250	-12	14-20-7	20-19-2	3-1	6-4-0	W1

WESTERN CONFERENCE

CENTRAL DIVISION

#	TEAM	GP	W	L	OT	P	P%	RW	ROW	GF	GA	GD	HOME	AWAY	S/O	L10	STRK
1	p - Colorado	82	54	16	11	119	.735	47	50	300	203	+97	25-9-6	29-7-5	4-6	6-3-1	W2
2	x - Dallas	82	50	20	12	112	.683	38	44	279	226	+53	26-11-4	24-9-8	6-4	7-2-1	W5
3	x - Minnesota	82	46	24	12	104	.634	31	42	272	240	+32	23-10-8	23-14-4	4-5	6-4-0	W1
4	x - Utah	82	43	33	6	92	.561	33	43	268	240	+28	22-16-3	21-17-3	0-0	6-4-0	L1
5	St. Louis	82	37	33	12	86	.524	33	36	231	258	-27	20-14-7	17-19-5	1-4	6-3-1	W4
6	Nashville	82	38	34	10	86	.524	28	33	247	269	-22	21-17-3	17-17-7	5-2	4-5-1	L2
7	Winnipeg	82	35	35	12	82	.500	28	33	231	260	-29	19-16-6	16-19-6	2-4	5-5-0	L4
8	Chicago	82	29	39	14	72	.439	22	26	213	275	-62	14-19-8	15-20-6	3-5	2-7-1	W1

PACIFIC DIVISION

#	TEAM	GP	W	L	OT	P	P%	RW	ROW	GF	GA	GD	HOME	AWAY	S/O	L10	STRK
1	y - Vegas	82	39	26	17	95	.579	30	38	265	250	+15	20-12-9	19-14-8	1-8	7-0-3	W3
2	x - Edmonton	82	41	30	11	93	.567	32	41	282	269	+13	22-14-5	19-16-6	0-4	6-2-2	W1
3	x - Anaheim	82	43	33	6	92	.561	26	35	273	288	-15	24-13-4	19-20-2	8-0	2-6-2	W1
4	x - Los Angeles	82	35	27	20	90	.549	22	30	225	247	-22	15-17-9	20-10-11	5-9	6-2-2	L1
5	San Jose	82	39	35	8	86	.524	27	37	251	292	-41	21-14-6	18-21-2	2-2	5-4-1	W1
6	Seattle	82	34	36	11	79	.488	26	32	226	261	-35	19-17-5	15-19-6	2-6	2-7-1	L2
7	Calgary	82	34	39	9	77	.470	27	30	212	259	-47	23-13-5	11-26-4	4-3	4-5-1	W1
8	Vancouver	82	25	49	9	58	.354	15	19	216	316	-100	9-27-5	16-22-3	6-2	4-6-0	L1

Teams receive 2 points for a victory (w) and 1 point for an overtime or shootout loss (OT)
 X - Clinched playoff spot | y - Clinched division | z - Clinched conference | p - Clinched Presidents' Trophy

LEAGUE STANDINGS

#	TEAM	GP	W	L	OT	P	P%	RW	ROW	GF	GA	GD	HOME	AWAY	S/O	L10	STRK
1	p - Colorado	82	54	16	11	119	.735	47	50	300	203	+97	25-9-6	29-7-5	4-6	6-3-1	W2
2	z - Carolina	82	53	22	7	113	.689	39	48	296	240	+56	29-10-2	24-12-5	5-4	7-2-1	W1
3	x - Dallas	82	50	20	12	112	.683	38	44	279	226	+53	26-11-4	24-9-8	6-4	7-2-1	W5
4	y - Buffalo	82	50	23	9	109	.665	42	45	288	241	+47	26-10-5	24-13-4	5-1	6-3-1	OTL1
5	x - Tampa Bay	82	50	26	6	106	.646	40	46	290	231	+59	26-14-1	24-12-5	4-2	5-5-0	L1
6	x - Montréal	82	48	24	10	106	.646	34	44	283	256	+27	24-15-2	24-9-8	4-5	7-3-0	L1
7	x - Minnesota	82	46	24	12	104	.634	31	42	272	240	+32	23-10-8	23-14-4	4-5	6-4-0	W1
8	x - Boston	82	45	27	10	100	.610	33	41	272	250	+22	29-11-1	16-16-9	4-3	5-3-2	W2
9	x - Ottawa	82	44	27	11	99	.604	38	41	278	246	+32	23-12-6	21-15-5	3-1	6-3-1	W1
10	x - Pittsburgh	82	41	25	16	98	.598	34	38	293	268	+25	20-13-8	21-12-8	3-10	5-5-0	L3
11	x - Philadelphia	82	43	27	12	98	.598	27	33	250	243	+7	20-13-8	23-14-4	10-4	7-3-0	W3
12	Washington	82	43	30	9	95	.579	37	41	263	244	+19	25-11-5	18-19-4	2-6	8-2-0	W4
13	y - Vegas	82	39	26	17	95	.579	30	38	265	250	+15	20-12-9	19-14-8	1-8	7-0-3	W3
14	x - Edmonton	82	41	30	11	93	.567	32	41	282	269	+13	22-14-5	19-16-6	0-4	6-2-2	W1
15	x - Utah	82	43	33	6	92	.561	33	43	268	240	+28	22-16-3	21-17-3	0-0	6-4-0	L1
16	Detroit	82	41	31	10	92	.561	30	39	241	258	-17	21-16-4	20-15-6	2-4	2-6-2	L1
17	Columbus	82	40	30	12	92	.561	28	33	253	253	0	20-13-8	20-17-4	7-2	2-7-1	L2
18	x - Anaheim	82	43	33	6	92	.561	26	35	273	288	-15	24-13-4	19-20-2	8-0	2-6-2	W1
19	NY Islanders	82	43	34	5	91	.555	29	39	233	241	-8	22-17-2	21-17-3	4-5	3-7-0	L3
20	x - Los Angeles	82	35	27	20	90	.549	22	30	225	247	-22	15-17-9	20-10-11	5-9	6-2-2	L1
21	New Jersey	82	42	37	3	87	.530	29	38	230	254	-24	21-17-3	21-20-0	4-1	5-4-1	L1
22	St. Louis	82	37	33	12	86	.524	33	36	231	258	-27	20-14-7	17-19-5	1-4	6-3-1	W4
23	Nashville	82	38	34	10	86	.524	28	33	247	269	-22	21-17-3	17-17-7	5-2	4-5-1	L2
24	San Jose	82	39	35	8	86	.524	27	37	251	292	-41	21-14-6	18-21-2	2-2	5-4-1	W1
25	Florida	82	40	38	4	84	.512	32	35	251	276	-25	23-15-3	17-23-1	5-2	5-4-1	W3
26	Winnipeg	82	35	35	12	82	.500	28	33	231	260	-29	19-16-6	16-19-6	2-4	5-5-0	L4
27	Seattle	82	34	36	11	79	.488	26	32	226	261	-35	19-17-5	15-19-6	2-6	2-7-1	L2
28	Toronto	82	32	36	14	78	.476	23	31	253	299	-46	18-15-8	14-21-6	1-4	2-7-1	L5
29	Calgary	82	34	39	9	77	.470	27	30	212	259	-47	23-13-5	11-26-4	4-3	4-5-1	W1
30	NY Rangers	82	34	39	9	77	.470	25	31	238	250	-12	14-20-7	20-19-2	3-1	6-4-0	W1
31	Chicago	82	29	39	14	72	.439	22	26	213	275	-62	14-19-8	15-20-6	3-5	2-7-1	W1
32	Vancouver	82	25	49	9	58	.354	15	19	216	316	-100	9-27-5	16-22-3	6-2	4-6-0	L1

Teams receive 2 points for a victory (w) and 1 point for an overtime or shootout loss (OT)
 X - Clinched playoff spot | y - Clinched division | z - Clinched conference | p - Clinched Presidents' Trophy

MAMMOTH AMONG LEAGUE LEADERS

GAME-WINNING GOALS

1. Cole Caufield (MTL): 12
2. Steven Stamkos (NSH): 10
- T-3. Nick Schmaltz (UTA): 9**
- T-3. Brock Nelson (COL): 9
- T-3. Dylan Larkin (DET): 9
- T-3. Jason Robertson (DAL): 9
- T-7. Ryan O'Reilly (NSH): 8
- T-7. Nikita Kucherov (TBL): 8
- T-7. Adrian Kempe (LAK): 8
- T-7. Jakob Chychrun (WSH): 8

OVERTIME GOALS

1. Cole Caufield (MTL): 5
- T-2. Clayton Keller (UTA): 4**
- T-2. Dylan Larkin (DET): 4
- T-2. Adrian Kempe (LAK): 4
- T-2. Kirill Kaprizov (MIN): 4
- T-6. Dylan Guenther (UTA): 3**
- T-6. Steven Stamkos (NSH): 3
- T-6. Mats Zuccarello (MIN): 3
- T-6. J.T. Miller (NYR): 3
- T-6. William Nylander (TOR): 3
- T-6. Jack Eichel (VGK): 3
- T-6. Nico Hischier (NJD): 3
- T-6. Evan Bouchard (EDM): 3
- T-6. Quinton Byfield (LAK): 3
- T-6. Šimon Nemec (NJD): 3

EVEN-STRENGTH GOALS

1. Nathan MacKinnon (COL): 42
2. Cole Caufield (MTL): 40
3. Macklin Celebrini (SJS): 37
4. Nikita Kucherov (TBL): 35
- T-5. Connor McDavid (EDM): 34
- T-5. Tage Thompson (BUF): 34
- T-7. Adrian Kempe (LAK): 32
- T-7. Kyle Connor (WPG): 32
- 9. Dylan Guenther (UTA): 31**
- T-10. Brandon Hagel (TBL): 30
- T-10. Jason Robertson (DAL): 30
- T-10. Cutter Gauthier (ANA): 30

TAKEAWAYS

1. Jackson LaCombe (ANA): 52
2. Ryan O'Reilly (NSH): 50
3. Filip Forsberg (NSH): 48
4. Josh Doan (BUF): 46
- T-5. Nick Schmaltz (UTA): 45**
- T-5. John Carlson (WSH/ANA): 45
- T-5. Kirill Marchenko (CBJ): 45
8. K'Andre Miller (CAR): 44
- T-9. Alex DeBrincat (DET): 43
- T-9. Lane Hutson (MTL): 43

PLUS/MINUS

1. Nathan MacKinnon (COL): +57
2. Martin Nečas (COL): +47
- T-3. Nikita Kucherov (TBL): +43
- T-3. Sam Malinski (COL): +43
- T-5. John Marino (UTA): +42**
- T-5. Josh Manson (COL): +42
- T-7. Mattias Samuelsson (BUF): +41
- T-7. J.J. Moser (TBL): +41
8. Anthony Cirelli (TBL): +38
9. Nick Suzuki (MTL): +37
- T-10. Devon Toews (COL): +36
- T-10. Lane Hutson (MTL): +36

HITS

1. Yakov Trenin (MIN): 413
2. Kiefer Sherwood (VAN/SJS): 339
3. Will Cuyllé (NYR): 302
4. Adam Klapka (CGY): 295
5. Beck Malenstyn (BUF): 282
- 6. Jack McBain (UTA): 271**
7. Keegan Kolesar (VGK): 270
8. Alex Laferrriere (LAK): 255
9. Garnet Hathaway (PHI): 252
10. Jeremy Lauzon (VGK): 251

BLOCKED SHOTS

1. Jake McCabe (TOR): 190
2. Noah Dobson (MTL): 188
3. Brandt Clarke (LAK): 185
4. Moritz Seider (DET): 180
5. Esa Lindell (DAL): 179
6. Martin Fehérváry (WSH): 176
- 7. MacKenzie Weegar (CGY/UTA): 175**
8. Colton Parayko (STL): 172
9. Darnell Nurse (EDM): 167
10. Adam Larsson (SEA): 163

MULTI-POINT GAMES

1. Connor McDavid (EDM): 43
2. Nikita Kucherov (TBL): 40
3. Nathan MacKinnon (COL): 39
4. Mark Scheifele (WPG): 35
- T-5. Martin Nečas (COL): 31
- T-5. Macklin Celebrini (SJS): 31
6. Jason Robertson (DAL): 30
- T-8. David Pastrňák (BOS): 29
- T-8. Nick Suzuki (MTL): 29
- 10. Clayton Keller (UTA): 28**

MULTI-GOAL GAMES

1. Nathan MacKinnon (COL): 14
2. Cole Caufield (MTL): 12
3. Connor McDavid (EDM): 11
- T-4. Nick Schmaltz (UTA): 8**
- T-4. Drake Batherson (OTT): 8
- T-4. Macklin Celebrini (SJS): 8
- T-4. Morgan Geekie (BOS): 8
- T-4. Nikita Kucherov (TBL): 8
9. Nine players: 7

WINS (GOALTENDERS)

1. Andrei Vasilevskiy (TBL): 39
- 2. Karel Vejmelka (UTA): 38**
3. Jake Oettinger (DAL): 35
- T-4. Scott Wedgewood (COL): 31
- T-4. Logan Thompson (WSH): 31
- T-4. Jeremy Swayman (BOS): 31
- T-4. Brandon Bussi (CAR): 31
8. Lukáš Dostál (ANA): 30
- T-9. Ilya Sorokin (NYI): 29
- T-9. Dan Vladar (CGY): 29
- T-9. John Gibson (DET): 29
- T-9. Jakub Dobeš (MTL): 29

GAMES PLAYED (GOALTENDERS)

- 1. Karel Vejmelka (UTA): 64**
2. Juuse Saros (NSH): 59
- T-3. Andrei Vasilevskiy (TBL): 58
- T-3. Logan Thompson (WSH): 58
- T-5. John Gibson (DET): 57
- T-5. Connor Hellebuyck (WPG): 57
- T-5. Dustin Wolf (CGY): 57
8. Lukáš Dostál (ANA): 56
- T-9. Ilya Sorokin (NYI): 55
- T-9. Jeremy Swayman (BOS): 55
- T-9. Spencer Knight (CHI): 55
- T-9. Jet Greaves (CBJ): 55

2025-26 MAMMOTH CATEGORY LEADERS

GAMES PLAYED

Ian Cole	82
Clayton Keller	82
JJ Peterka	82
Nick Schmaltz	82
Nate Schmidt	82

GOALS

Dylan Guenther	40
Nick Schmaltz	33
Clayton Keller	26
JJ Peterka	25
Logan Cooley	24
Lawson Crouse	24

ASSISTS

Clayton Keller	62
Mikhail Sergachev	49
Nick Schmaltz	41
Dylan Guenther	33
John Marino	32

POINTS

Clayton Keller	88
Nick Schmaltz	74
Dylan Guenther	73
Mikhail Sergachev	59
JJ Peterka	47

PENALTY MINUTES

Jack McBain	84
Barrett Hayton	54
Ian Cole	50
Sean Durzi	50
Brandon Tanev	50

PP GOALS

Nick Schmaltz	11
Dylan Guenther	9
Logan Cooley	6
Mikhail Sergachev	5
Barrett Hayton	4

PP ASSISTS

Clayton Keller	24
Mikhail Sergachev	21
Dylan Guenther	15
Nick Schmaltz	9

PP POINTS

Clayton Keller	27
Mikhail Sergachev	26
Dylan Guenther	24
Nick Schmaltz	20

SH GOALS

Nick Schmaltz	2
Logan Cooley	2

GW GOALS

Nick Schmaltz	9
Clayton Keller	6
Dylan Guenther	6
Lawson Crouse	4
JJ Peterka	4

OT GOALS

Clayton Keller	4
Dylan Guenther	3

SHOTS ON GOAL

Dylan Guenther	242
Clayton Keller	225
Nick Schmaltz	206
Mikhail Sergachev	159
JJ Peterka	159

PLUS/MINUS

John Marino	+42
Nate Schmidt	+31
Clayton Keller	+21
Lawson Crouse	+20
Nick Schmaltz	+17

TOI PER GAME. (MIN. 40 GP)

Mikhail Sergachev	24:18
John Marino	20:12
Nick Schmaltz	19:43
Nate Schmidt	19:42

BLOCKED SHOTS

Ian Cole	151
Mikhail Sergachev	125
Nate Schmidt	95
Sean Durzi	88
John Marino	68

HITS

Jack McBain	271
Lawson Crouse	212
Brandon Tanev	155
Michael Carcone	147
Liam O'Brien	115

FACEOFF WIN % (MIN. 100 FO)

Kevin Stenlund	54.2%
Barrett Hayton	52.6%
Jack McBain	51.3%
Alexander Kerfoot	51.1%

GAMES PLAYED (GOALIES)

Karel Vejmelka	64
Vitek Vaněček	22

WINS

Karel Vejmelka	38
Vitek Vaněček	5

GOALS-AGAINST AVERAGE

Karel Vejmelka	2.75
Vitek Vaněček	2.93

SAVE PERCENTAGE

Karel Vejmelka	.897
Vitek Vaněček	.883

SHUTOUTS

Karel Vejmelka	2
Vitek Vaněček	1

PLAYOFF EXPERIENCE

Sixteen players to appear in a game for Utah this season have previously played in the Stanley Cup Playoffs, totaling 179 points (49g, 130a) in 612 postseason games.

PLAYER	YEAR(S)	TEAM(S)	GP	G-A-PTS	PIM
Ian Cole	2012, 2015-24 (11)	STL, PIT, CBJ, COL, MIN, CAR, TBL, VAN	129	3-28-31	98
	2012 (1)	St. Louis	2	0-0-0	0
	2015-17 (3)	Pittsburgh	54	1-13-14	44
	2018 (1)	Columbus	6	0-3-3	2
	2019-20 (2)	Colorado	27	0-7-7	26
	2021 (1)	Minnesota	7	0-0-0	6
	2022 (1)	Carolina	14	1-1-2	10
	2023 (1)	Tampa Bay	6	1-2-3	4
2024 (1)	Vancouver	13	0-2-2	6	
Mikhail Sergachev	2018-24 (7)	Tampa Bay	100	9-25-34	90
Nate Schmidt	2016-20, 2023-25 (8)	WSH, VGK, WPG, FLA	99	10-30-40	20
	2016-17 (2)	Washington	21	1-4-5	6
	2018-20 (3)	Vegas	47	5-15-20	10
	2023-24 (2)	Winnipeg	8	1-2-3	0
	2025 (1)	Florida	23	3-9-12	4
Brandon Tanev	2018-21, 2023, 2025 (6)	WPG, PIT, SEA	59	7-7-14	33
	2018-19, 2025 (3)	Winnipeg	35	5-3-8	29
	2020-21 (2)	Pittsburgh	10	1-1-2	0
	2023 (1)	Seattle	14	1-3-4	4
Alexander Kerfoot	2018-23 (6)	COL, TOR	48	6-12-18	22
	2018-19 (2)	Colorado	18	2-3-5	8
	2020-23 (4)	Toronto	30	4-9-13	14
Kailer Yamamoto	2020-23 (4)	Edmonton	34	3-9-12	36
Kevin Stenlund	2020, 2023-24 (3)	CBJ, WPG, FLA	31	2-1-3	10
	2020 (1)	Columbus	2	1-0-1	0
	2023 (1)	Winnipeg	5	1-0-1	2
	2024 (1)	Florida	24	0-1-1	8
John Marino	2020-23 (4)	PIT, NJD	29	0-6-6	10
	2020-22 (3)	Pittsburgh	17	0-2-2	10
	2023 (1)	New Jersey	12	0-4-4	0
MacKenzie Weegar	2020-22 (3)	Florida	20	1-4-5	20
Kevin Rooney	2022 (1)	NY Rangers	15	0-2-2	10
Sean Durzi	2022-23 (2)	Los Angeles	13	2-2-4	8
Clayton Keller	2020 (1)	Arizona	9	4-3-7	0
Lawson Crouse	2020 (1)	Arizona	9	2-0-2	2
Nick Schmaltz	2017 (1)	Chicago	4	0-0-0	2
Barrett Hayton	2020 (1)	Arizona	3	0-0-0	0
GOALTENDER	YEAR(S)	TEAM(S)	GP	W-L	G-A-PTS
Vitek Vaněček	2021-23 (3)	WSH, NJD	10	2-4	0-1-1
	2021-22 (2)	Washington	3	1-1	0-0-0
	2023 (1)	New Jersey	7	1-3	0-1-1

CHAMPIONSHIP PEDIGREE

Sixteen players to appear in a game for the Mammoth this season have played for championship teams at various levels, totaling 26 prior championships spanning 11 different amateur and professional leagues.

PLAYER	STANLEY CUPS (7)
Ian Cole (2)	Pittsburgh Penguins – 2016, 2017
Mikhail Sergachev (2)	Tampa Bay Lightning – 2020, 2021
Nate Schmidt (1)	Florida Panthers – 2025;
Kevin Stenlund (1)	Florida Panthers – 2024
Vítek Vaněček (1)	Florida Panthers – 2025

PLAYER	EUROPEAN PROFESSIONAL CHAMPIONSHIPS (7)
Daniil But (2)	Kontinental Hockey League (Lokomotiv Yaroslavl) – 2024, 2025
Dmitri Simashev (2)	Kontinental Hockey League (Lokomotiv Yaroslavl) – 2024, 2025
Karel Vejmelka (2)	Czech Extraliga (Kometa Brno) – 2017, 2018
Kevin Stenlund (1)	Swedish Hockey League (HV71) – 2017

PLAYER	JUNIOR & COLLEGIATE CHAMPIONSHIPS (12)
Dylan Guenther (2)	Western Hockey League (Edmonton Oil Kings) – 2022 Western Hockey League (Seattle Thunderbirds) – 2023 *Scored a league-high 16 goals in 19 playoff games in 2023*
MacKenzie Weegar (2)	Quebec Major Junior Hockey League (Halifax Mooseheads) – 2013 Canadian Hockey League / Memorial Cup (Halifax Mooseheads) – 2013
Sean Durzi (1)	Ontario Hockey League (Guelph Storm) – 2019 *2019 Memorial Cup All-Star Team*
Maveric Lamoureux (1)	Quebec Major Junior Hockey League (Drummondville Voltigeurs) – 2024
John Marino (1)	United States Hockey League (Tri-City Storm) – 2016
Kevin Rooney (1)	National Collegiate Athletic Association (Providence Friars) – 2015 *Tallied the lone assist on the game-winning goal in the 2015 national title game*
Nick Schmaltz (1)	National Collegiate Athletic Association (North Dakota Fighting Hawks) – 2016
Mikhail Sergachev (1)	Canadian Hockey League / Memorial Cup (Windsor Spitfires) – 2017 *2017 Memorial Cup All-Star Team*
Kevin Stenlund (1)	J20 SuperElit (HV71 Jr.) – 2014
Brandon Tanev (1)	National Collegiate Athletic Association (Providence Friars) – 2015 *Scored the game-winning goal in the 2015 national title game*

SEASON RECAP NOTES

YEAR TWO

- Utah earned a 43-33-6 record in 2025-26, tying VGK (2018-19: 43-32-7) for the second-most wins by any NHL franchise in its second season (SEA, 2022-23: 46-28-8).
- The Mammoth have now posted an 81-64-19 record through their first two seasons, marking the fourth-highest points percentage (.552) by any NHL franchise over its first two campaigns. Only Vegas (2017-19: 94-56-14, .616), NY Rangers (1926-28: 44-29-15, .585) and Montreal (1917-19: 23-17-0, .575) finished higher.
- Utah has also become the third franchise to boast five different 100-point scorers over its first two campaigns, alongside Quebec (6) and Hartford (5). **Clayton Keller** (56-122-178), **Nick Schmaltz** (53-84-137), **Dylan Guenther** (67-66-133), **Mikhail Sergachev** (25-87-112) and **Logan Cooley** (49-59-108) have all reached triple-digits with the club.

PLAYOFF BOUND

- The Mammoth clinched their first-ever berth in the Stanley Cup Playoffs on 4/9, as a result of their win over NSH and ANA's win over SJS. They occupied the Western Conference's top wild card spot from 2/2 until the end of the regular season, officially clinching that seed on 4/14.
- Utah became the third team in the last 45 years to make the playoffs within its first two years of beginning play, alongside VGK (2017-18) and SEA (2022-23).
- The Mammoth ranked tied for sixth in points (92), tied for fourth in wins (43), fourth in goal differential (+28) and tied for third in regulation wins (33) among all Western Conference teams in 2025-26.

DEAL US IN

- Utah will meet the Vegas Golden Knights in the opening round of the 2026 Stanley Cup Playoffs, with Vegas coming off its fifth division title in nine seasons.
- According to NHL Stats, Vegas and Utah will play the first playoff series involving franchises with 11 or fewer combined seasons of existence since 1984, when the Oilers faced the original Jets in the Smythe Division Semifinals. This will also mark the third series to feature two franchises that debuted since 2000, and the Golden Knights have been involved in all three, after facing the Wild in the First Round in both 2021 and 2025.
- Utah has earned a 3-2-1 all-time record against Vegas, led in scoring in those meetings by **Logan Cooley** (7-3-10) and **Clayton Keller** (3-4-7). Cooley is one of only two NHL skaters with double-digit points against the Golden Knights over the last two seasons (also Quinton Byfield, LAK: 4-6-10 in 8 GP), and he has earned 12 points (8g, 4a) in his nine career matchups with Vegas.

- **Nate Schmidt** was an original member of the Golden Knights, selected from WSH in their 2017 expansion draft. He tallied 97 points (21g, 76a) in 196 regular-season games with Vegas and made 47 playoff appearances with the franchise (2018-20), recording seven points (3g, 4a) in 20 games during the Golden Knights' inaugural-season run to the 2018 Stanley Cup Final.

NEW YEAR, NEW ME

- Utah opened the 2025-26 season with an 8-3-0 record in October, setting a franchise record for points percentage (.727) in any calendar month (min. 5 GP).
- The Mammoth won eight of their first 10 contests to start the campaign, with a franchise-record, seven-game win streak from 10/15-10/26. During the win streak, they outscored their opponents 32-17 and converted on 26.9% of their power plays (7-for-26).
- Utah then began 2026 with a 10-4-1 record in January, setting franchise records for wins (10) and points (21) in a calendar month.
- The team played nine consecutive games without a regulation loss from 1/5-1/24, marking the longest point streak in franchise history (previous: 8 GP from 12/7/24-12/22/24).

FLYING COLORS

- Utah had four representatives at the 2026 Winter Olympics in Milan in February: **Clayton Keller** (United States), Olli Määttä (Finland), **JJ Peterka** (Germany) and **Karel Vejmelka** (Czechia).
- Keller skated in four games to help Team USA win gold for the first time since 1980, and Määttä earned one assist in six contests to capture his second Olympic bronze medal with Finland (also Sochi 2014).
- Peterka tallied four points (1g, 3a) in five games, finishing tied for third in scoring among German skaters.

NOW YOU "C" IT

- **Clayton Keller** registered a team-high 88 points (26g, 62a) in 82 games this season, and his 178 total points (56g, 122a) with Utah are tied for the 12th-most of any NHL skater since the start of the 2024-25 campaign.
- His 62 assists established a new single-season career high, as he closed the regular season on a franchise-record, 10-game assist/point streak from 3/26-4/16: 4g, 16a).
- Keller joined Quinn Hughes (11 GP with MIN) and Artemi Panarin (10 GP with NYR) as one of only three NHL players to post an assist in at least 10 straight contests in 2025-26, and his 16 assists over that span were the most in the NHL.
- He also recorded 19 consecutive primary assists from 3/3-4/12, which marked the longest run of primary helpers without a secondary assist since 2015-16 (Evgeny Kuznetsov, 19 with WSH).

SEASON RECAP NOTES

WORKING OVERTIME

- Utah played 16 overtime games in 2025-26, tied for the third-fewest of any NHL team (FLA: 12, WSH: 15). However, the team earned a 10-0-6 record in those games, tied for the second-most overtime wins in the NHL (MIN: 11).
- All 16 contests were decided in the extra frame, as the Mammoth became the first NHL team to play an entire 82-game season without a shootout result since the league introduced shootouts in 2005-06.
- **Clayton Keller** (4g, 2a) and **Dylan Guenther** (3g, 3a) both factored on six overtime goals this season, tying for the sixth-most overtime points in the NHL. Keller's four tallies in the extra frame marked a new career high (previous: 2, three times) and trailed only Cole Caufield (MTL: 5) for the league lead, while Guenther matched his career-high total from last season.
- They accounted for seven of Utah's 10 overtime winners, with **Sean Durzi** (1/5 at NYR), **Logan Cooley** (3/7 at CBJ) and **Nick Schmaltz** (3/22 vs. LAK) adding one apiece. Durzi's tally against the Rangers marked the first overtime goal of his NHL career.
- Two Mammoth skaters have scored playoff overtime goals during their NHL careers: **Ian Cole**, against Igor Shesterkin (2022 ECSR G1 vs. NYR, with CAR), and **Alexander Kerfoot**, against Andrei Vasilevskiy (2023 ECFR G4 at TBL, with TOR).

MAKING THEM PAY

- Utah went 46-for-230 (20.0%) on the power play during the regular season, with a league-high 14 tallies on the man-advantage over the final three weeks of the season (3/24-4/16: 14-for-37, 37.8%).
- The Mammoth set a new franchise record with power-play goals in eight consecutive contests from 3/24-4/11 (12-for-29: 41.4%), topping their seven-game run from last season (12/8/24-12/22/24: 9-for-25, 36.0%). Only DAL (12 GP from 1/31-3/14) posted a longer such streak in 2025-26.
- **Nick Schmaltz** (11) and **Dylan Guenther** (9) ranked first and second on the team in power-play goals, respectively, as Schmaltz established a new single-season career high in that category (previous: 10 with Arizona in 2023-24).
- Schmaltz became the fourth player in franchise history to score two power-play goals in a single game vs. WPG (4/14), accomplishing the feat for the second time in his NHL career (also 1/9/18 at OTT, with CHI).
- **Clayton Keller** (3-24-27) paced the Mammoth in power-play points for the second consecutive campaign, while **Mikhail Sergachev** finished tied for sixth in power-play points (26) and tied for seventh in power-play assists (21) among NHL blueliners.
- Utah's power play allowed only three shorthanded goals in 2025-26, tied with CHI for the second-fewest in the NHL (NSH: 2).

ROARING TWENTIES

- **Dylan Guenther** (40), **Nick Schmaltz** (33), **Clayton Keller** (26), **JJ Peterka** (25), **Logan Cooley** (24) and **Lawson Crouse** (24) all reached the 20-goal mark in 2025-26, as Utah tied COL and VGK for the second-most 20-goal scorers of any team (CAR: 7).
- Guenther (23) scored a career-high and franchise-record 40 goals, and he was one of only four NHL skaters aged 23 or younger to reach that mark, alongside Macklin Celebrini (SJS, 19: 45g), Wyatt Johnston (DAL, 22: 45g) and Cutter Gauthier (ANA, 22: 41g).
- He also ranked second in the NHL with 19 go-ahead goals (Cole Caufield, MTL: 29), including seven over a span of 13 games from 3/3-3/26.
- Schmaltz registered his first career 30-goal campaign, and his nine goals over the final three weeks of the season (3/22-4/16: 9-4-13 in 12 GP) were tied for the seventh-most in the NHL.
- Crouse matched his single-season career high with 24 goals (also 2022-23 with Arizona), notching his fourth career 20-goal campaign and doubling his 81-game total from Utah's inaugural season (2024-25: 12g).
- Cooley became the fourth active American player to net at least 20 goals in each of his first three NHL seasons, alongside Auston Matthews (TOR, 10 from 2016-26), Jack Eichel (BUF, 5 from 2015-20) and Patrick Kane (CHI, 13 from 2007-20).
- **Kailer Yamamoto** added 13 goals in 59 games in 2025-26, his highest total in any campaign since 2021-22 (20 with EDM). He enters the postseason with the third-most career playoff points (3-9-12) of any Mammoth forward.

9 + 8 = GOALS

- **Clayton Keller** and **Nick Schmaltz** played their seventh full season together in 2025-26, finishing first and second on the team in scoring for the fifth time in their careers.
- Keller has now assisted on more than half of Schmaltz's goals in those seven campaigns (76 of 141: 53.9%).
- The two factored on the same goal 43 times this season, including 31 even-strength goals and 12 power-play tallies, and Keller assisted on nine of Schmaltz's team-leading 11 goals on the man-advantage.
- Keller and Schmaltz have combined on 218 total goals during their NHL careers, and with Schmaltz's opening goal vs. DAL (1/15), they became the first pair of U.S.-born teammates in league history to notch 200 career goal combinations.

SEASON RECAP NOTES

START STRONG, FINISH STRONGER

- Utah outscored its opponents by 11 goals in the first period and 15 goals in the third period in 2025-26, tying for the ninth-highest total goal differential (+28) of any NHL team this season.
- Led by Logan Cooley's 16 first-period goals, tied with Wyatt Johnston (DAL) for the fourth-most in the NHL, the Mammoth finished tied for sixth in first-period goal differential (76-65).
- **Dylan Guenther** also added a career-high 11 tallies in the opening frame, and his four game-opening goals in March and April were tied for the most in the NHL over that stretch.
- Utah then registered the eighth-highest third-period goal differential of any NHL team, outscoring opponents 98-83 in the final regulation frame.
- Led by Guenther (12) and **JJ Peterka** (11), the team's 98 third-period tallies finished tied with FLA for the eighth-most in the league. Four of Guenther's 12 goals also gave Utah the lead, and only Bo Horvat (NYI: 6), Cole Caufield (MTL: 5) and Alex DeBrincat (DET: 5) potted more go-ahead tallies in the third period.

SIGNED, SEALED, DELIVERED

- **Logan Cooley** (eight years, 10/29), **Nick Schmaltz** (eight years, 3/11) and **Michael Carcone** (two years, 3/20) all signed contract extensions with Utah this season.
- Cooley tallied 43 points (24g, 19a) in 54 games, and despite missing 28 games due to an upper-body injury (12/6-2/4), he finished second in multi-goal games (6) and tied for fifth in goals among all NHL skaters aged 21 or younger.
- He recorded a season-high five points (4g, 1a) vs. VGK (11/24), joining **Clayton Keller** (2/27/25 vs. MIN: 1g, 4a) as the second player in franchise history to register a five-point game.
- Schmaltz set new career highs in goals (33), points (74), power-play goals (11) and multi-goal games (8) in 2025-26.
- He posted an eight-game point streak from 10/15-10/28 (7g, 8a), matching the longest such run of his NHL career set with Utah last season (1/10/25-1/24/25: 4g, 6a in 8 GP).
- Schmaltz also ranked tied for fifth in the NHL in takeaways (45) and logged the fourth-most shorthanded ice time per game (1:28) of any Mammoth forward.
- Carcone set new career highs in assists (15), points (31) and power-play goals (3) while posting the second-highest single-season goal total (16) of his NHL career (2023-24 with Arizona: 21g in 74 GP).
- His 12 goals on the road were tied with Schmaltz for the fourth-most on the team.

HOME COOKIN'

- The Mammoth earned a 22-16-3 record at Delta Center this season, surpassing their 18 wins on home ice from 2024-25. They also registered 17 of those 22 wins in regulation, tied for the 11th-most of any NHL team.
- **Clayton Keller** led the team with 53 points (11g, 42a) on home ice, tying Wyatt Johnston (DAL: 28g, 25a) for the sixth-most home points of any NHL skater. He was also one of only three players with at least 40 assists at home, alongside Connor McDavid (EDM: 48) and Nathan MacKinnon (COL: 40).
- Utah registered a point in every game of its season-long, seven-game homestand from 1/7-1/21 (6-0-1), marking the longest home point streak in franchise history (previous: 4 GP, four times).
- The Mammoth posted four straight wins over TOR (1/13), DAL (1/15), SEA (1/17) and PHI (1/21) on that homestand, tying for the longest home win streak in franchise history and their longest such run in 2025-26 (also 2/4/25-2/27/25, 10/15/25-10/21/25).

BEAR-ING FRUIT

- For the second consecutive season, Mammoth head coach **André Tourigny** set new personal career highs in wins (43), points (92) and points percentage (.561).
- He has now improved upon his prior win and point totals in each of his five campaigns as bench boss for Arizona and Utah (2021-22: 25-50-7, 57 points; 2022-23: 28-40-14, 70 points; 2023-24: 36-41-5, 77 points; 2024-25: 38-31-13, 89 points).
- Tourigny celebrated his 400th career game as a head coach vs. EDM (3/24), after beginning his head coaching tenure with the Coyotes ahead of the 2021-22 season. He is now the fourth-longest tenured head coach in the NHL, behind only Jon Cooper (TBL), Jared Bednar (COL) and Rod Brind'Amour (CAR).

SEASON RECAP NOTES

RAINING HATS AND DOGS

- The Mammoth scored six hat tricks in 2025-26 (**Logan Cooley**: 2, **Nick Schmaltz**: 2, **Dylan Guenther**: 1, **Clayton Keller**: 1), tied with NYR for the second-most of any NHL team this season (EDM: 8).
- All six of Utah's hat-trick performances also featured an assist, as the Mammoth became the first team since 2023-24 (TBL: 6) to post at least six four-point hat tricks in a single season. No team has had more than six such efforts since 1992-93 (PIT: 7).
- Cooley and Schmaltz were two of only 17 NHL skaters to score multiple hat tricks this season, and Utah was one of two teams to have two different players accomplish that feat (also CHI: Connor Bedard, Tyler Bertuzzi).
- They scored the team's first two hat tricks within a week of one another, as Schmaltz (10/17 vs. SJS: 3g, 1a) netted the first home hat trick in franchise history before Cooley (10/23 at STL: 3g, 1a) added Utah's first-ever natural hat trick. With all four points coming in the first period, Cooley became the 21st player in NHL history to score a hat trick in the opening 10:55 of any game and just the second player since 2009-10 to tally at least four points over his first 3:45 of ice time in any contest.
- Cooley posted the first four-goal game in franchise history just over a month later (11/24 at VGK: 4g, 1a), and he was one of only three NHL skaters to register a four-goal game in 2025-26, alongside Steven Stamkos (NSH) and Marat Khusnutdinov (BOS).
- Guenther later became the third Mammoth player to score a hat trick (3g, 1a) with the first of his NHL career at NYI (1/1), and Keller recorded his first hat trick with Utah (third of his career) in a four-point effort (3g, 1a) at VAN (4/4).
- The Mammoth went 6-0-0 when a player scored a hat trick in 2025-26, after finishing 0-1-0 in their lone such contest during their inaugural season (**Barrett Hayton**, 2/22/25 at LAK: 5-3 L).

TAKE THE POWER BACK

- Utah finished 193-for-247 (78.1%) on the penalty kill this season, and the team's 80.2% kill rate on the road (101-for-126) was the 14th-highest of any NHL team.
- The Mammoth ranked tied for sixth in the NHL in shorthanded goals (8) and were led in that category by **Logan Cooley** and **Nick Schmaltz**, who both set new single-season career highs with two apiece.
- Schmaltz (1/27 at FLA, 4/7 vs. EDM) had scored just one prior shorthanded goal over his first nine NHL seasons (588 GP), and his tally against the Oilers tied the game with 0:36 left in the second period en route to a 6-5 overtime win.
- Cooley (11/24 vs. VGK, 2/27 vs. MIN) opened the scoring against the Wild with his second shorthanded goal in 2025-26, marking his third goal in his first four periods against MIN this season.

NEVER SAY DIE

- The Mammoth registered 17 total comeback wins in 2025-26, and they were one of only six NHL teams with multiple wins after trailing by three or more goals.
- Utah posted the first three-goal, third-period comeback in franchise history at PIT (12/14), opening the final frame with four goals in 7:06 to erase a 3-0 deficit. **Michael Carcone** scored two goals, including the go-ahead tally on the power play, for his lone multi-goal performance in 2025-26. **Dylan Guenther** sealed the victory with his seventh career overtime goal.
- Utah's second three-goal comeback also came against a Pennsylvania team, as the Mammoth overcame a 3-0 deficit in the second period. After **JJ Peterka** and **Lawson Crouse** helped cut the deficit in the second period, Clayton Keller (2) and Guenther combined for three unanswered goals in the third period and overtime to secure the victory. Keller's first goal marked the first extra-attacker tally in franchise history, just moments after a pivotal defencive-zone takeaway by **Nick Schmaltz**.

LET'S DANCE

- Four different Mammoth skaters were assessed two or more fighting majors this season, with **Jack McBain** (6), **Brandon Tanev** (4), **Liam O'Brien** (3), **Ian Cole** (2) and **Lawson Crouse** (2) all dropping the gloves multiple times.
- McBain has now led Utah in fights in back-to-back campaigns (2024-25: 8), and Tanev's four fights were his second-most in any season during his NHL career (2023-24 with SEA: 5).
- **Alexander Kerfoot** (3/7 at CBJ) and **Dmitri Simashev** (4/11 vs. CAR) were both assessed their first career fighting majors, while **MacKenzie Weegar** dropped the gloves with Ryan Hartman (3/10 at MIN) for his first Mammoth fight.
- Utah's 20 total fights were tied with VGK for the sixth-most of any Western Conference team.

NO DAYS OFF

- **Ian Cole**, **Clayton Keller**, **JJ Peterka**, **Nick Schmaltz** and **Nate Schmidt** appeared in all 82 games for Utah this season, as the team's five such players tied for the third-most in the NHL (DET/EDM: 6).
- Cole and Schmaltz are the only two players to skate in all 164 contests in franchise history, after neither played 82 games in any of their combined 22 prior NHL campaigns.
- Schmidt also skated in 82 games for the first time in his 13-year NHL career, after logging a career-high 80 games with the Panthers in 2024-25.
- Keller accomplished the feat for the fourth time in his NHL career and first time since 2022-23, while this season marked the second 82-game campaign for Peterka (also 2023-24 with BUF).
- **Lawson Crouse** played exactly 81 games for the third straight season and fourth time in his career (also 2018-19 with Arizona), matching his career high.

SEASON RECAP NOTES

ROAD WARRIORS

- Utah posted a 21-17-3 record on the road in 2025-26, tying for the ninth-most road wins of any NHL team.
- After starting the season with a 5-9-2 record (.375) through the first 16 road games (10/9-12/1), the Mammoth earned a 16-8-1 record (.660) over their final 25 contests away from home (12/3-4/12).
- Their road points percentage improved from 28th in the NHL during that opening stretch to fourth over the latter, while their road power-play percentage nearly doubled, up from 12.8% (5-for-39) to 24.6% (17-for-69).
- Utah finished 8-2-1 in its final 11 road contests (3/3-4/12), with a season-long, five-game road win streak from 3/16-4/4. The team registered four victories over playoff teams during that stretch: 3/5 at PHI, 3/16 at DAL, 3/19 at VGK and 3/28 at LAK.
- **Dylan Guenther** led all Mammoth skaters in goals (17) and points (37) away from home, while **Clayton Keller** (15-20-35) and **Logan Cooley** (15-10-25) each added 15 road goals.
- **Nick Schmaltz** also tied Jack Eichel (VGK) for the fourth-most road game-winning goals (5) of any NHL skater, while **Mikhail Sergachev**'s team-high 25 road assists were tied for the seventh-most of any NHL defenseman.

MOUNTAIN HIGH

- Numerous Mammoth skaters established new career highs in these statistical categories in 2025-26 (excluding rookies):
 - **Goals:** Guenther (40), Schmaltz (33)
 - **Assists:** Keller (62), Marino (32), Carcone (15), DeSimone (6)
 - **Points:** Schmaltz (74), Guenther (73), Marino (36), Carcone (31), DeSimone (8)
 - **Game-Winning Goals:** Schmaltz (9), Keller (6), Cooley (3), Durzi (2), Marino (2)
 - **Multi-Point Games:** Keller (28), Guenther (20), Schmaltz (20), Crouse (8), Marino (5)

STARGAZING

- **Logan Cooley** (Second Star, 10/27) and **Karel Vejmelka** (Third Star, 1/19 and 2/6) both received their first career NHL Star of the Week honors in 2025-26.
- Cooley tallied eight points (5g, 3a) in four games from 10/21-10/26, helping the Mammoth to a perfect 4-0-0 record. He posted back-to-back multi-goal performances for the first time in his NHL career, with a natural hat trick (3g, 1a) at STL (10/23) and three points (2g, 1a) at MIN (10/25).

- Vejmelka was first honored after posting three straight wins from 1/13-1/17, and again after opening the month of February with a .943 save percentage over back-to-back victories (2/2-2/4: 50/53).
- Cooley and Vejmelka are two of four Utah players to receive Star of the Week recognition, alongside **Dylan Guenther** (First Star, 10/14/24) and **Barrett Hayton** (Third Star, 1/27/25).

TURNING BACK THE CLOCK

- **Ian Cole** (3-20-23) and **Nate Schmidt** (5-17-22) finished fourth and fifth in scoring among Mammoth defensemen in 2025-26, and Utah's five blueliners with 20 or more points were tied with COL for the most of any team.
- Cole reached the 20-assist and 20-point marks for the first time since 2019-20 (4-22-26 with COL), while Schmidt posted his first 20-point campaign since 2021-22 (4-28-32 with WPG).
- Schmidt recorded four points (2g, 2a) at SEA, matching his single-game career high (also 11/17/19 vs. CGY, with VGK: 4a). His performance marked the first four-point game and second multi-goal game (also **Mikhail Sergachev**, 3/20/25 vs. BUF: 2g) by any defenseman in franchise history. Sergachev added his own four-point game later in the season, with four assists at LAK (3/28).
- Cole clinched a playoff berth in 10 straight seasons as a member of seven different teams from 2015-24, and his 127 playoff appearances since 2015 rank fourth among all NHL defensemen.
- Cole (129 GP), Sergachev (100 GP) and Schmidt (99 GP) are three of only 17 active NHL defensemen with at least 99 career playoff games played, and Utah's blue line has the fifth-most combined postseason experience of any playoff team (390 GP), behind only TBL (484 GP), COL (466 GP), LAK (413 GP) and DAL (403 GP).

HOWE DO YOU DO?

- **Alexander Kerfoot** registered his first multi-point game of the season (1g, 1a) and was assessed his first career NHL fighting major at CBJ (3/7), dropping the gloves with Damon Severson.
- He joined Michael Kesselring (12/7/24 at BUF) as the second player in franchise history to post a Gordie Howe hat trick, accomplishing the feat for the first time in his career.
- Kerfoot finished the season with three total multi-point performances, including a two-goal effort in a 6-2 win at LAK (3/28).

SEASON RECAP NOTES

ON POINT

- Utah's defensemen combined for 185 points (30g, 155a) in 2025-26, totaling the seventh-most assists of any NHL blue line.
- They accounted for 11.2% of the team's goals, 35.3% of the team's assists and 26.2% of the team's points. Only VAN (36.0%) and WSH (35.5%) had a higher percentage of their assists come from defensemen.
- **Mikhail Sergachev** led Mammoth blueliners with 59 points (10g, 49a), marking his second-most assists and points in any season during his NHL career (2022-23 with TBL: 10-54-64).
- He found the scoresheet in 15 of his final 21 games (2/25-4/16) and ranked tied for second in assists (20) and tied for eighth in points (21) among all NHL defensemen over that stretch.

CZECH MATES

- **Karel Vejmelka** (38-20-3) and **Vítek Vaněček** (5-13-3) were one of only eight NHL goaltending tandems to play all 82 of their team's games in 2025-26.
- Vejmelka led all NHL netminders in games played (64) and starts (63) and finished second in wins (Andrei Vasilevskiy, TBL: 39), setting new single-season career highs in all three categories. His 38 wins were the most in a single campaign by any Czech netminder since Dominik Hašek posted the same total with DET in 2006-07.
- Vejmelka was also the first NHL goaltender to reach both 20 and 30 wins this season, and at the time of his 30th win (3/7 at CBJ), he became the first Czech netminder to reach that mark since Vaněček went 33-11-4 with NJD in 2022-23.
- His win over the Blue Jackets also marked the 100th win of his NHL career, and he reached that milestone just one game after Vaněček (3/5 at PHI), as they became the first goaltending duo in NHL history to accomplish that feat in consecutive appearances.
- Vaněček's 100th career win also marked his first Mammoth shutout, as he stopped all 16 shots faced in net against the Flyers.

COME ONE, COME ALL

- The Mammoth finished .500 or better against all four NHL divisions this season, going 8-8-0 (.500) against the Atlantic, 8-6-2 (.563) against the Metropolitan, 13-11-2 (.538) against the Central and 14-8-2 (.625) against the Pacific.
- Their 16 total wins over the Eastern Conference were tied for the second-most of any Western Conference team (COL: 20).

- Utah also won nine of its final 12 games against the Pacific Division (12/12-4/12: 9-3-0), including the first four victories of a five-game win streak that powered the team to its first-ever playoff berth (3/28 at LAK, 4/2 at SEA, 4/4 at VAN and 4/7 vs. EDM).

TIME FLIES

- **Nate Schmidt** (800), **Lawson Crouse** (600), **Nick Schmaltz** (600), **Mikhail Sergachev** (600), **Brandon Tanev** (600), **Sean Durzi** (300), **Barrett Hayton** (300), **Jack McBain** (300), **JJ Peterka** (300), **Kevin Stenlund** (300), **Michael Carcone** (200), **Logan Cooley** (200), **Dylan Guenther** (200), **Vítek Vaněček** (200) and **Karel Vejmelka** (200) all reached games played milestones in 2025-26.
- Schmidt (2/27 vs. MIN) became the sixth active undrafted player to skate in 800 NHL contests, and he now ranks third in career games played among active undrafted defensemen.
- Hayton (10/28 at EDM: 1g), Crouse (11/8 at MTL: 1g) and McBain (2/27 vs. MIN: 2a) each found the scoresheet in their milestone contests, and Karel Vejmelka (10/11 at NSH) stopped 21 of 23 shots in net to record his first win of the season.
- Vejmelka and Vítek Vaněček (12/29 vs. NSH) are now two of only 10 Czech goaltenders in NHL history to make at least 200 career appearances, while Peterka (3/5 at PHI) became the 12th German skater to log 300 NHL contests.

NEW KIDS ON THE BLOCK

- Nine players made their Mammoth debuts in 2025-26, including five offseason acquisitions and one midseason addition:
- **Andrew Agozzino** played his first two NHL games since 2022-23 after being named to Utah's opening-night roster. Signed by Utah in July 2024, Agozzino spent the entire 2024-25 season with Tucson (AHL).
- **Dmitri Simashev** (6th overall) and **Daniil But** (12th overall) were both selected by Arizona in the first round of the 2023 NHL Draft and made their NHL debuts with the Mammoth this season.
- **JJ Peterka** posted his third straight 20-goal season after being acquired in a trade with BUF last June, while MacKenzie Weegar finished the season with Utah after being added from CGY at the trade deadline.
- **Nate Schmidt**, **Brandon Tanev** and **Vítek Vaněček** are all headed back to the playoffs for at least the second straight year after signing with the Mammoth on the opening day of free agency in July.
- **Kevin Rooney** signed a one-year deal with Utah in October and scored the opening goal in his Mammoth debut at DAL (11/28).

SEASON RECAP NOTES

ALEXANDER THE GREAT

- For the second straight season, **Alexander Kerfoot** was selected as Utah's nominee for the King Clancy Memorial Trophy, given annually to the player who best exemplifies leadership qualities on and off the ice and has made a noteworthy humanitarian contribution in his community.
- Kerfoot has continued his efforts to engage the local hockey community, with a particular focus on inspiring young female hockey players. He and his wife Marissa have donated their tickets to girls' hockey players at every home game this season and have provided them with unique gameday experiences including pregame fist bumps with Mammoth players and bench access during warmups.
- To encourage on-ice participation, he also hosted a free all-girls clinic with support from team staff, allowing more than 200 girls at various skill levels to take part in five different training sessions throughout the day.
- Kerfoot has also partnered with the local chapters of Big Brothers Big Sisters and provided tickets to mentors and mentees who had never had an opportunity to attend an NHL game.

O CAPTAIN, MY CAPTAIN

- **Clayton Keller** was chosen by the Utah chapter of the Professional Hockey Writers Association (PHWA) as its nominee for the Bill Masterton Memorial Trophy, awarded annually to the player who best exemplifies the qualities of perseverance, sportsmanship and dedication to hockey.
- After tragically losing his father, Bryan, on Thanksgiving, Keller closed the regular season with a team-high 67 points over his final 58 games (11/28-4/16: 18g, 49a).
- He also achieved one of his lifelong dreams that was shared with his father, earning selection to Team USA for the 2026 Winter Olympics and winning a gold medal.

HOCKEY HUB

- With **Karel Vejmelka** unavailable to play due to an upper-body injury, Utah signed full-time practice goalie Colten McIntyre to an amateur try-out agreement (ATO) to serve as **Vitek Vaněček**'s backup at COL (12/23).
- A native of Park City, McIntyre became the first Utahn to dress for the Mammoth in an NHL game.
- The Mammoth also added to the list of Utah natives to appear in an NHL game at the Delta Center this season, as Ducks defenseman Ian Moore logged 11:29 of ice time against Utah on 3/20.
- Although he spent most of his childhood in Massachusetts, Moore was born in Salt Lake City, and he officially joined Trevor Lewis (4/3/25 with LAK) as the second player born in Utah to skate in a regular-season game at the Delta Center. They are two of six Utah-born NHL players all-time, and Moore is the league's only active Utahn.

RUSSIAN IN

- **Dmitri Simashev** (10/9 at COL) and **Daniil But** (12/3 at ANA) both made their NHL/Mammoth debuts in 2025-26, joining **Maveric Lamoureux** (10/24/24 vs. COL) as the second and third players, respectively, to make their NHL debuts with Utah.
- Simashev skated in 28 contests with the Mammoth and tallied his first NHL point with an assist at TOR (11/5).
- But registered seven points (3g, 4a) in 29 NHL games, including his first NHL goal vs. NJD (12/19) and first multi-point game (1g, 1a) vs. TOR (1/13). His first three career points (1g, 2a) all came on the power play.

JOHNNY APPLESEED

- **John Marino** set new career highs in assists (32) and points (36) with Utah in 2025-26, and his 32 assists were the most of any NHL defenseman without a power-play point.
- He also ranked tied for second in plus/minus (+42) among all NHL blueliners, trailing only Sam Malinski (COL: +43).
- Marino spent most of the season paired with **Nate Schmidt**, and they posted a league-best +29 goal differential as a defensive pair at 5-on-5, ahead of Devon Toews and Cale Makar (COL: +19), Jakob Chychrun and Matt Roy (WSH: +18), Brent Burns and Josh Manson (COL: +17) and Rasmus Dahlin and Mattias Samuelsson (BUF: +17).
- They were on the ice for 63 goals at 5-on-5, which trailed only Mattias Ekholm and Evan Bouchard (EDM: 69) for the highest total of any defensive pair.

SPECIAL ADDITIONS

- In his first season with Utah since being acquired from BUF, **JJ Peterka** tallied 47 points (25g, 22a) in 82 games, ranking fourth on the team in goals, fifth in points and fourth in even-strength points (22-20-42).
- He has now scored 25 or more goals in three consecutive campaigns, joining Leon Draisaitl (EDM, 10 from 2016-26) and Marco Sturm (SJS/BOS, 3 from 2005-08) as the third German player to accomplish the feat.
- Peterka also matched his single-game career high with four points (2g, 2a) at ANA (12/3) and was one of seven Mammoth skaters to post a four-point game in 2025-26.
- **Mackenzie Weegar** was also acquired from CGY at the trade deadline and closed the regular season with seven points (1g, 6a) in 19 games for Utah. He earned an assist in his Mammoth debut at CBJ (3/7) and scored his first Mammoth goal vs. WSH (3/26).
- Weegar totaled 175 blocked shots with CGY and Utah in 2025-26, the seventh-most of any NHL skater, and he was one of only two players to register at least 150 blocked shots and 150 hits (167).

SEASON RECAP NOTES

ALL ABOARD THE BAIN TRAIN

- **Jack McBain** registered 25 points (9g, 16a) and finished sixth in the NHL in hits (271) in 2025-26 despite missing the final seven games of the campaign with a lower-body injury (4/4-4/16).
- He has now finished top-6 in hits in three of the last four seasons, peaking at fourth in that category (304) in 2022-23.
- Since making his NHL debut on 4/12/22, he is one of only four NHL players with at least 100 points (107) and 800 hits (1,103), alongside Brady Tkachuk (OTT), Kiefer Sherwood (SJS) and Will Cuyllle (NYR).

BE KIND, REWIND

- Utah finished 10-for-12 (83.3%) on coach's challenges in 2025-26, including a perfect 5-for-5 on offside challenges and 4-for-6 on goaltender interference. The team's 10 successful challenges ranked second in the NHL, behind only TOR (11).
- The Mammoth earned an 8-2-0 record in games with successful challenges but went 0-1-1 when they were unsuccessful.
- They had two successful challenges in a 6-2 win at SEA (4/2), as two separate goaltender interference decisions were overturned in the final 40 minutes of regulation.

UTAH MAMMOTH PLAYER MILESTONES & FIRSTS

2025-26 REGULAR SEASON

ANDREW AGOZZINO	Made his Mammoth debut at COL (10/9)
BILL ARMSTRONG	Served his 400th career NHL game as a general manager at OTT (11/9) Served his 100th game as Mammoth general manager vs. NYI (11/14)
DANIIL BUT	Made his NHL/Mammoth debut at ANA (12/3) Registered his first Mammoth point (assist, Carcone) at PIT (12/14) Scored his first Mammoth goal (Markström) vs. NJD (12/19)
MICHAEL CARCONE	Played his 200th career NHL game vs. STL (1/9) Played his 100th Mammoth game vs. SEA (1/17)
IAN COLE	Played his 100th Mammoth game vs. NYI (11/14)
LOGAN COOLEY	Scored the first natural hat trick in franchise history (3g, 1a) at STL (10/23) Registered the first four-goal game in franchise history (4g, 1a) vs. VGK (11/24) Played his 100th Mammoth game at DAL (11/28) Played his 200th career NHL game vs. LAK (3/22) Recorded his 100th Mammoth point (goal) at SEA (4/2)
LAWSON CROUSE	Played his 600th career NHL game at MTL (11/8) Played his 100th Mammoth game at ANA (11/17)
SEAN DURZI	Registered his 100th career NHL assist (Sergachev) vs. NSH (12/29) Played his 300th career NHL game vs. CAR (4/11)
DYLAN GUENTHER	Played his 100th Mammoth game at CGY (12/6) Scored his first career NHL/Mammoth hat trick (3g, 1a) at NYI (1/1) Registered his 100th Mammoth point (assist, McBain) vs. TOR (1/13) Played his 200th career NHL game at TBL (1/26)
BARRETT HAYTON	Played his 300th career NHL game at EDM (10/28) Played his 100th Mammoth game at SJS (11/18)
CLAYTON KELLER	Registered his 100th Mammoth point (goal, Binnington) at STL (10/23) Scored his 200th career NHL goal (EN) at STL (10/23) Played his 100th Mammoth game at ANA (11/17) Registered his 100th Mammoth assist (Hayton) vs. MIN (2/27)
ALEXANDER KERFOOT	Registered his 100th career NHL goal at CBJ (3/7) Played his 100th Mammoth game vs. PIT (3/14) Registered his 300th career NHL point (assist, Weegar) vs. WSH (3/26) Recorded his 200th career NHL assist (Schmaltz) vs. EDM (4/7)
JOHN MARINO	Played his 100th Mammoth game at MIN (3/10)
JACK MCBAIN	Played his 100th Mammoth game vs. NYI (11/14) Registered his 100th career NHL point (assist, Yamamoto) at CAR (1/29) Played his 300th career NHL game vs. MIN (2/27)
LIAM O'BRIEN	Scored his first Mammoth goal (Askarov) vs. SJS (10/17)

UTAH MAMMOTH PLAYER MILESTONES & FIRSTS

2025-26 REGULAR SEASON

JJ PETERKA	<p>Made his Mammoth debut at COL (10/9) Registered his first Mammoth point (assist, Cooley) at NSH (10/11) Scored his first Mammoth goal (Knight) at CHI (10/13) Registered his 100th career NHL assist (Yamamoto) vs. DAL (1/31) Played his 300th career NHL game at PHI (3/5) Played his 100th Mammoth game vs. SEA (1/17)</p>
KEVIN ROONEY	<p>Made his Mammoth debut at DAL (11/28) Registered his first Mammoth point (goal, Oettinger) at DAL (11/28)</p>
NICK SCHMALTZ	<p>Scored the first home hat trick in franchise history (3g, 1a) vs. SJS (10/17) Played his 600th career NHL game vs. TBL (11/2) Played his 100th Mammoth game vs. NYI (11/14) Registered his 300th career NHL assist (Keller) at DET (12/17) Recorded his 100th Utah point (assist, Durzi) at NYR (1/5) Scored his second Utah hat trick (3g, 1a) vs. VAN (2/2)</p>
NATE SCHMIDT	<p>Made his Mammoth debut at COL (10/9) Registered his first Mammoth point (assist, Schmaltz) at MIN (10/25) Scored his first Mammoth goal (Schmid) vs. VGK (11/20) Recorded his 200th career NHL assist (Schmaltz) vs. SEA (1/17) Played his 800th career NHL game vs. MIN (2/27)</p>
MIKHAIL SERGACHEV	<p>Played his 100th Mammoth game vs. VGK (11/24) Played his 600th career NHL game vs. DAL (1/15) Recorded his 100th Mammoth point (assist, Guenther) vs. WSH (3/26)</p>
DMITRI SIMASHEV	<p>Made his NHL/Mammoth debut at COL (10/9) Registered his first career NHL/Mammoth point (assist, Sergachev) at TOR (11/5)</p>
KEVIN STENLUND	<p>Played his 300th career NHL game vs. TBL (11/2) Played his 100th Mammoth game vs. NYI (11/14)</p>
BRANDON TANEV	<p>Made his Mammoth debut at COL (10/9) Registered his first Mammoth point (assist, O'Brien) vs. SJS (10/17) Played his 600th career NHL game at LAK (3/28)</p>
ANDRÉ TOURIGNY	<p>Coached his 100th Mammoth game vs. NYI (11/14) Coached his 400th career NHL game vs. EDM (3/24)</p>
VÍTEK VANĚČEK	<p>Made his Mammoth debut at CHI (10/13) Earned his first Mammoth win vs. BOS (10/19) Registered his first Utah Mammoth point (assist, Keller) at OTT (11/9) Played his 200th career NHL game vs. NSH (12/29) Recorded his 100th career NHL win at PHI (3/5)</p>
KAREL VEJDELKA	<p>Played his 200th career NHL game at NSH (10/11) Played his 100th Mammoth game vs. DAL (1/31) Recorded his 100th career NHL win at CBJ (3/7)</p>
MACKENZIE WEEGAR	<p>Made his Mammoth debut at CBJ (3/7) and recorded his first Utah point (assist, Kerfoot) Registered his first Mammoth goal (Thompson) against WSH (3/26)</p>

SEASON STATISTICS

SCORING SUMMARY

PLAYER	POS	GP	G	A	P	+/-	PIM	PPG	SHG	GWG	S	TOI/GP
Clayton Keller	R	82	26	62	88	21	38	3	0	6	225	19:05
Nick Schmaltz	C	82	33	41	74	17	28	11	2	9	206	19:43
Dylan Guenther	R	79	40	33	73	7	28	9	0	6	242	17:24
Mikhail Sergachev	D	78	10	49	59	2	44	5	0	1	159	0:18
JJ Peterka	R	82	25	22	47	6	28	3	0	4	159	15:59
Lawson Crouse	L	81	24	20	44	20	46	1	1	4	141	16:36
Logan Cooley	C	54	24	19	43	3	28	6	2	3	102	17:20
John Marino	D	80	4	32	36	42	16	0	1	2	55	20:12
Michael Carcone	L	79	16	15	31	4	22	3	0	0	147	12:44
Sean Durzi	D	60	5	22	27	-12	50	0	0	2	84	19:16
Barrett Hayton	C	67	10	15	25	3	54	4	0	1	119	15:07
Jack McBain	C	75	9	16	25	11	84	0	1	1	106	13:51
Kailer Yamamoto	R	59	13	10	23	11	14	0	0	2	60	11:48
Ian Cole	D	82	3	20	23	16	50	0	0	0	62	18:16
Nate Schmidt	D	82	5	17	22	31	22	0	0	1	86	19:42
Kevin Stenlund	C	80	4	14	18	-9	24	0	1	0	66	14:29
Alexander Kerfoot	C	34	7	6	13	0	23	0	0	0	28	12:47
Nick DeSimone	D	40	2	6	8	4	10	0	0	1	35	14:13
MacKenzie Weegar	D	19	1	6	7	2	19	0	0	0	29	20:25
Daniil But	L	29	3	4	7	1	8	1	0	0	43	12:28
Liam O'Brien	C	38	3	1	4	-6	43	0	0	0	35	9:09
Brandon Tanev	L	56	0	3	3	-15	50	0	0	0	42	9:22
Karel Vejmelka	G	64	0	2	2	--	2	--	--	--	--	--
Kevin Rooney	C	1	1	0	1	1	0	0	0	0	1	9:44
Maveric Lamoureux	D	5	0	1	1	4	2	0	0	0	4	14:39
Vítek Vaněček	G	22	0	1	1	--	0	--	--	--	--	--
Olli Määttä	D	22	0	1	1	-5	2	0	0	0	10	12:10
Dmitri Simashev	D	28	0	1	1	-11	23	0	0	0	26	15:06
Andrew Agozzino	L	2	0	0	0	0	0	0	0	0	0	6:08

GOALTENDING SUMMARY

PLAYER	GP	GS	W	L	OT	GAA	SV%	SA	SV	GA	SO	TOI
Karel Vejmelka	64	63	38	20	3	2.75	0.897	1,626	1,458	169	2	3692:45
Vítek Vaněček	22	19	5	13	3	2.93	0.883	506	447	59	1	1206:15

SEASON STATISTICS

HOME SCORING

PLAYER	POS	GP	G	A	P	+/-	PIM	PPG	SHG	GWG	S	TOI/GP
Clayton Keller	R	41	11	42	53	11	20	1	0	3	112	19:12
Nick Schmaltz	C	41	21	21	42	4	10	7	1	4	109	19:53
Dylan Guenther	R	40	23	13	36	9	14	8	0	3	122	17:22
Lawson Crouse	L	41	17	11	28	17	31	1	0	2	85	17:04
Mikhail Sergachev	D	41	4	24	28	6	20	1	0	1	95	0:39
JJ Peterka	R	41	13	9	22	0	14	1	0	3	78	16:02
John Marino	D	40	2	17	19	21	6	0	0	2	27	20:03
Logan Cooley	C	25	9	9	18	4	22	2	2	1	48	17:37
Ian Cole	D	41	1	12	13	10	14	0	0	0	33	18:08
Sean Durzi	D	30	2	10	12	0	16	0	0	1	36	18:55
Jack McBain	C	36	3	9	12	7	61	0	0	0	49	13:40
Nate Schmidt	D	41	3	9	12	15	12	0	0	1	46	19:00
Barrett Hayton	C	35	4	7	11	-3	32	2	0	0	60	15:02
Michael Carcone	L	40	4	7	11	1	12	0	0	0	76	12:59
Kevin Stenlund	C	40	2	8	10	-6	10	0	1	0	33	14:24
Kailer Yamamoto	R	26	7	2	9	6	8	0	0	0	28	11:51
Alexander Kerfoot	C	19	4	4	8	-3	6	0	0	0	18	12:35
Daniil But	L	15	3	2	5	0	6	1	0	0	20	12:06
MacKenzie Weegar	D	11	1	3	4	-3	12	0	0	0	17	20:11
Nick DeSimone	D	22	2	1	3	-3	8	0	0	1	25	13:59
Liam O'Brien	C	20	1	1	2	-3	21	0	0	0	18	8:59
Brandon Tanev	L	30	0	2	2	-9	37	0	0	0	24	9:19
Karel Vejmelka	G	37	0	1	1	--	2	--	--	--	--	--
Maveric Lamoureux	D	2	0	0	0	0	0	0	0	0	1	14:10
Vítek Vaněček	G	7	0	0	0	--	0	--	--	--	--	--
Olli Määttä	D	8	0	0	0	-3	2	0	0	0	5	12:36
Dmitri Simashev	D	12	0	0	0	-4	17	0	0	0	12	14:20

SEASON STATISTICS

ROAD SCORING

PLAYER	POS	GP	G	A	P	+/-	PIM	PPG	SHG	GWG	S	TOI/GP
Dylan Guenther	R	39	17	20	37	-2	14	1	0	3	120	17:25
Clayton Keller	R	41	15	20	35	10	18	2	0	3	113	18:58
Nick Schmaltz	C	41	12	20	32	13	18	4	1	5	97	19:33
Mikhail Sergachev	D	37	6	25	31	-4	24	4	0	0	64	23:54
Logan Cooley	C	29	15	10	25	-1	6	4	0	2	54	17:05
JJ Peterka	R	41	12	13	25	6	14	2	0	1	81	15:56
Michael Carcone	L	39	12	8	20	3	10	3	0	0	71	12:27
John Marino	D	40	2	15	17	21	10	0	1	0	28	20:22
Lawson Crouse	L	40	7	9	16	3	15	0	1	2	56	16:07
Sean Durzi	D	30	3	12	15	-12	34	0	0	1	48	19:36
Barrett Hayton	C	32	6	8	14	6	22	2	0	1	59	15:13
Kailer Yamamoto	R	33	6	8	14	5	6	0	0	2	32	11:45
Jack McBain	C	39	6	7	13	4	23	0	1	1	57	14:00
Ian Cole	D	41	2	8	10	6	36	0	0	0	29	18:24
Nate Schmidt	D	41	2	8	10	16	10	0	0	0	40	20:24
Kevin Stenlund	C	40	2	6	8	-3	14	0	0	0	33	14:34
Alexander Kerfoot	C	15	3	2	5	3	17	0	0	0	10	13:03
Nick DeSimone	D	18	0	5	5	7	2	0	0	0	10	14:30
MacKenzie Weegar	D	8	0	3	3	5	7	0	0	0	12	20:45
Daniil But	L	14	0	2	2	1	2	0	0	0	23	12:52
Liam O'Brien	C	18	2	0	2	-3	22	0	0	0	17	9:20
Kevin Rooney	C	1	1	0	1	1	0	0	0	0	1	9:44
Maveric Lamoureux	D	3	0	1	1	4	2	0	0	0	3	14:59
Olli Määttä	D	14	0	1	1	-2	0	0	0	0	5	11:55
Vítek Vaněček	G	15	0	1	1	--	0	--	--	--	--	--
Dmitri Simashev	D	16	0	1	1	-7	6	0	0	0	14	15:41
Brandon Tanev	L	26	0	1	1	-6	13	0	0	0	18	9:24
Vítek Vaněček	G	27	0	1	1	--	0	--	--	--	--	--
Andrew Agozzino	L	2	0	0	0	0	0	0	0	0	0	6:08

SEASON STATISTICS

INDIVIDUAL GOAL SUMMARY

PLAYER	POS	GP	1ST	2ND	3RD	OT	EV	SH	PP	EN	GWG	HOME	ROAD	TOTAL	RECORD
Dylan Guenther	R	79	11	14	12	3	31	0	9	0	6	23	17	40	19-10-4
Nick Schmaltz	C	82	8	15	9	1	20	2	11	0	9	21	12	33	22-1-0
Clayton Keller	R	82	5	8	9	4	23	0	3	4	6	11	15	26	19-2-0
JJ Peterka	R	82	7	7	11	0	22	0	5	2	4	13	12	25	15-5-3
Logan Cooley	C	54	16	2	5	1	16	2	6	2	3	9	15	24	11-3-1
Lawson Crouse	L	81	7	8	9	0	22	1	1	2	4	17	7	24	15-5-0
Michael Carcone	L	79	4	3	9	0	13	0	3	1	0	4	12	16	10-5-0
Kailer Yamamoto	R	59	4	6	3	0	13	0	0	0	2	7	6	13	5-6-0
Barrett Hayton	C	67	2	3	5	0	6	0	4	3	1	4	6	10	6-3-1
Mikhail Sergachev	D	78	2	5	3	0	5	0	5	0	1	4	6	10	7-2-1
Jack McBain	C	75	2	3	4	0	8	1	0	1	1	3	6	9	6-2-1
Alexander Kerfoot	C	34	2	2	3	0	7	0	0	1	0	4	3	7	5-1-0
Sean Durzi	D	60	1	2	1	1	5	0	0	0	2	2	3	5	5-0-0
Nate Schmidt	D	82	0	3	2	0	5	0	0	0	1	3	2	5	3-1-0
Kevin Stenlund	C	80	1	0	3	0	3	1	0	1	0	2	2	4	4-0-0
John Marino	D	80	1	0	3	0	3	1	0	2	2	2	2	4	4-0-0
Daniil But	L	29	1	0	2	0	2	0	1	0	0	3	0	3	2-1-0
Liam O'Brien	C	38	0	1	2	0	3	0	0	0	0	1	2	3	3-0-0
Ian Cole	D	82	1	1	1	0	3	0	0	0	0	1	2	3	2-1-0
Nick DeSimone	D	40	0	1	1	0	2	0	0	0	1	2	0	2	2-0-0
Kevin Rooney	C	1	1	0	0	0	1	0	0	0	0	0	1	1	0-1-0
MacKenzie Weegar	D	19	0	0	1	0	1	0	0	0	0	1	0	1	0-1-0
Andrew Agozzino	L	2	0	0	0	0	0	0	0	0	0	0	0	0	--
Maveric Lamoureux	D	5	0	0	0	0	0	0	0	0	0	0	0	0	--
Olli Määttä	D	22	0	0	0	0	0	0	0	0	0	0	0	0	--
Dmitri Simashev	D	28	0	0	0	0	0	0	0	0	0	0	0	0	--
Brandon Tanev	L	56	0	0	0	0	0	0	0	0	0	0	0	0	--

SEASON STATISTICS

FACEOFF SUMMARY

PLAYER	POS	GP	EV FO	EV FOW	EV FOL	PP FO	PP FOW	PP FOL	SH FO	SH FOW	SH FOL	TOTAL FO	TOTAL FOW	TOTAL FOL	TOTAL FOW%
Kevin Stenlund	C	80	803	452	351	19	8	11	319	158	161	1,141	618	523	54.2
Nick Schmaltz	C	82	826	378	448	122	58	64	26	12	14	974	448	526	46.0
Barrett Hayton	C	67	665	351	314	100	53	47	12	5	7	777	409	368	52.6
Jack McBain	C	75	581	306	275	16	7	9	44	16	28	641	329	312	51.3
Logan Cooley	C	54	502	216	286	108	52	56	6	5	1	616	273	343	44.3
Alexander Kerfoot	C	34	191	102	89	10	5	5	24	8	16	225	115	110	51.1
Lawson Crouse	L	81	59	20	39	14	6	8	8	2	6	81	28	53	34.6
Dylan Guenther	R	79	54	23	31	9	3	6	0	0	0	63	26	37	41.3
Kailer Yamamoto	R	59	47	19	28	4	2	2	0	0	0	51	21	30	41.2
Clayton Keller	R	82	30	12	18	4	1	3	0	0	0	34	13	21	38.2
Michael Carcone	L	79	31	14	17	0	0	0	0	0	0	31	14	17	45.2
JJ Peterka	R	82	23	8	15	1	0	1	0	0	0	24	8	16	33.3
Daniil But	L	29	19	6	13	2	1	1	0	0	0	21	7	14	33.3
Brandon Tanev	L	56	14	3	11	0	0	0	0	0	0	14	3	11	21.4
Liam O'Brien	C	38	9	6	3	0	0	0	0	0	0	9	6	3	66.7
Kevin Rooney	C	1	8	2	6	0	0	0	0	0	0	8	2	6	25.0
Andrew Agozzino	L	2	7	3	4	0	0	0	0	0	0	7	3	4	42.9

SEASON STATISTICS

REAL-TIME STATS

PLAYER	POS	GP	TOI/GP	HITS	BS (BLOCKED SHOTS)	GvA (GIVEAWAYS)	TkA (TAKEAWAYS)	A/B (ATTEMPTS BLOCKED)	MsS (MISSED SHOTS)
Jack McBain	C	75	13:51	271	43	51	9	47	62
Lawson Crouse	L	81	16:36	212	52	51	15	57	86
Brandon Tanev	L	56	9:22	155	34	35	7	19	25
Michael Carcone	L	79	12:44	147	16	52	16	83	87
Liam O'Brien	C	38	9:09	115	14	11	1	20	31
Nate Schmidt	D	82	19:42	78	95	75	14	87	59
Ian Cole	D	82	18:16	73	151	95	15	63	50
Dylan Guenther	R	79	17:24	66	28	68	16	123	165
Logan Cooley	C	54	17:20	54	27	66	24	24	55
Kailer Yamamoto	R	59	11:48	47	20	24	17	15	17
Kevin Stenlund	C	80	14:29	43	61	50	13	49	52
Sean Durzi	D	60	19:16	40	88	58	11	97	58
Mikhail Sergachev	D	78	0:18	38	125	108	32	150	57
MacKenzie Weegar	D	19	20:25	37	32	26	13	31	20
Barrett Hayton	C	67	15:07	34	29	40	13	37	52
Alexander Kerfoot	C	34	12:47	30	27	26	6	17	18
John Marino	D	80	20:12	28	68	89	23	76	37
Nick Schmaltz	C	82	19:43	23	52	94	45	104	87
Nick DeSimone	D	40	14:13	19	31	32	5	26	20
JJ Peterka	R	82	15:59	16	19	87	19	97	81
Daniil But	L	29	12:28	16	18	18	4	25	26
Dmitri Simashev	D	28	15:06	14	28	30	1	14	10
Maveric Lamoureux	D	5	14:39	11	9	4	2	4	2
Clayton Keller	R	82	19:05	8	32	105	26	88	113
Andrew Agozzino	L	2	6:08	4	1	1	1	0	1
Olli Määttä	D	22	12:10	1	17	16	5	6	7
Kevin Rooney	C	1	9:44	0	0	1	0	1	1

SEASON STATISTICS

TIME ON ICE

PLAYER	POS	GP	TOI	TOI/GP	EV TOI	EV TOI/ GP	PP TOI	PP TOI/ GP	SH TOI	SH TOI/ GP	SHIFTS	TOI/ SHIFT	SHIFTS/ GP
Mikhail Sergachev	D	78	1895:04	24:18	7:43	18:15	7:21	3:10	8:00	2:52	2,272	0:50	29.1
MacKenzie Weegar	D	19	387:56	20:25	6:38	18:02	16:54	0:53	4:24	1:30	530	0:44	27.9
John Marino	D	80	1616:10	20:12	13:38	18:28	6:28	0:05	12:04	1:39	2,181	0:44	27.3
Nick Schmaltz	C	82	1617:19	19:43	12:52	15:05	19:40	3:10	0:47	1:28	1,991	0:49	24.3
Nate Schmidt	D	82	1615:16	19:42	9:15	17:05	1:31	0:36	20:30	2:00	2,244	0:43	27.4
Sean Durzi	D	60	1155:40	19:16	22:47	17:35	6:31	1:19	22:22	0:22	1,524	0:45	25.4
Clayton Keller	R	82	1565:02	19:05	22:43	15:47	5:28	3:17	0:51	0:01	1,875	0:50	22.9
Ian Cole	D	82	1498:03	18:16	23:26	15:13	2:11	0:02	8:26	3:02	1,974	0:46	24.1
Dylan Guenther	R	79	1374:19	17:24	16:15	13:53	16:50	3:15	21:14	0:16	1,691	0:49	21.4
Logan Cooley	C	54	935:42	17:20	3:03	14:17	16:18	2:31	4:21	0:32	1,147	0:49	21.2
Lawson Crouse	L	81	1344:21	16:36	7:41	12:50	12:14	1:02	4:26	2:43	1,892	0:43	23.4
JJ Peterka	R	82	1310:43	15:59	21:47	14:01	15:51	1:57	1:05	0:01	1,663	0:47	20.3
Barrett Hayton	C	67	1013:14	15:07	1:09	12:55	15:37	2:01	12:28	0:11	1,379	0:44	20.6
Dmitri Simashev	D	28	423:01	15:06	9:28	14:55	0:37	0:01	4:56	0:11	570	0:45	20.4
Maveric Lamoureux	D	5	73:16	14:39	1:16	14:39	0:00	0:00	0:00	0:00	97	0:45	19.4
Kevin Stenlund	C	80	1158:17	14:29	16:31	11:18	19:31	0:15	18:15	2:56	1,677	0:41	21.0
Nick DeSimone	D	40	568:31	14:13	10:33	14:04	1:08	0:02	4:50	0:07	784	0:44	19.6
Jack McBain	C	75	1038:30	13:51	15:14	12:03	3:01	0:22	12:15	1:27	1,514	0:41	20.2
Alexander Kerfoot	C	34	434:44	12:47	9:44	10:52	13:25	0:24	3:35	1:31	665	0:39	19.6
Michael Carcone	L	79	1005:18	12:44	17:39	11:46	3:34	0:57	0:05	0:00	1,419	0:43	18.0
Daniil But	L	29	361:37	12:28	10:25	11:07	15:03	1:21	0:09	0:00	482	0:45	16.6
Olli Määttä	D	22	267:43	12:10	2:21	12:06	0:03	0:00	1:19	0:04	360	0:45	16.4
Kailer Yamamoto	R	59	695:59	11:48	19:04	11:18	0:24	0:25	4:31	0:05	973	0:43	16.5
Kevin Rooney	C	1	9:44	9:44	9:44	9:44	0:00	0:00	0:00	0:00	14	0:42	14.0
Brandon Tanev	L	56	524:04	9:22	10:37	9:11	0:38	0:01	8:49	0:09	824	0:38	14.7
Liam O'Brien	C	38	347:37	9:09	10:54	9:08	0:43	0:01	0:00	0:00	523	0:40	13.8
Andrew Agozzino	L	2	12:16	6:08	12:16	6:08	0:00	0:00	0:00	0:00	20	0:37	10.0

UTAH MAMMOTH HIGHS & LOWS

TEAM STREAKS

Winning Streak, Overall: 7 games (10/15/25-10/26/25)

Winning Streak, Home: 4 games – 2 times, (m.r. 1/13/26-1/21/26)

Winning Streak, Road: 5 games (3/16/26-4/4/26)

Point Streak, Overall: 9 games (1/5/26-1/21/26: 8-0-1)

Point Streak, Home: 7 games (1/7/26-1/21/26: 6-0-1)

Point Streak, Road: 5 games (3/16/26-4/4/26: 5-0-0)

Winless Streak, Overall: 4 games – 3 times (m.r. 3/9-3/14: 0-2-2)

Winless Streak, Home: 4 games (3/1-3/20: 0-3-1)

Winless Streak, Road: 8 games (11/5/25-12/1/25: 0-6-2)

Losing Streak (Regulation), Overall: 4 games (11/26/25-12/1/25)

Losing Streak (Regulation), Home: 3 games (11/26/25-12/10/25)

Losing Streak (Regulation), Road: 3 games – 2 times (m.r. 11/28/25-12/1/25)

TEAM HIGHS & LOWS

Win Margin: 7 – 12/3/25 at ANA (7-0)

Loss Margin: 5 – 3/10/26 at MIN (5-0)

Goals Scored, Period: 4 – 5 times, m.r. 3/16/26 at DAL (3rd)

Goals Scored, Game (not including shootouts): 7 – 4 times, m.r. 4/4/26 at VAN

Goals Allowed, Period: 5 – 10/28/25 at EDM (2nd)

Goals Allowed, Game (not including shootouts): 7 – 3/26/26 vs. WSH

Shots, Period: 18 – 3 times, m.r. 1/13/26 vs. TOR (3rd)

Shots, Game: 41 – 2 times, m.r. 1/13/26 vs. TOR

Shots Allowed, Period: 20 – 10/25/25 at MIN (3rd)

Shots Allowed, Game: 37 – 12/12/25 vs. SEA

Total Shots (Both Teams), Period: 35 – 10/25/25 at MIN (3rd)

Total Shots (Both Teams), Game: 76 – 10/25/25 at MIN

Fewest Shots, Period: 2 – 2 times, m.r. 3/19/26 at VGK (3rd)

Fewest Shots, Game: 14 – 1/31/26 vs. DAL

Fewest Shots Allowed, Period: 2 – 2 times, 1/17/26 vs. SEA (3rd)

Fewest Shots Allowed, Game: 14 – 10/13/25 at CHI

Fewest Total Shots (Both Teams), Period: 7 – 12/1/25 at SJS (3rd)

Fewest Total Shots (Both Teams), Game: 37 – 2 times, m.r. 11/29/25 at STL

Power-Play Goals, Period: 2 – 2 times, m.r. 3/26/26 vs. WSH (1st)

Power-Play Goals, Game: 3 – 4/2/26 at SEA

Power-Play Goals Allowed, Period: 2 – 4 times, m.r. 4/4/26 at VAN (3rd)

Power-Play Goals Allowed, Game: 2 – 13 times, m.r. 4/14/26 vs. WPG

UTAH MAMMOTH HIGHS & LOWS

TEAM HIGHS & LOWS

Shorthanded Goals, Period: 1 – 8 times, m.r. 4/7/26 vs. EDM

Shorthanded Goals, Game: 1 – 8 times, m.r. 4/7/26 vs. EDM

Shorthanded Goals Allowed, Period: 1 – 3 times, m.r. 3/24/26 vs. EDM (2nd)

Shorthanded Goals Allowed, Game: 1 – 3 times, m.r. 3/24/26 vs. EDM

Penalty Minutes, Game: 50 – 3/26/26 vs. WSH

Fewest Penalty Minutes, Game: 0 – 3/24/26 vs. EDM

Total Penalty Minutes (Both Teams), Game: 82 – 3/26/26 vs. WSH

Fewest Total Penalty Minutes (Both Teams), Game: 4 – 2 times, m.r. 3/24/26 vs. EDM

Hits, Game: 35 – 3/12/26 vs. CHI

Blocked Shots, Game: 25 – 12/3/25 at ANA

SKATER STREAKS

Goal Streak, Overall: 4 games – Dylan Guenther: 12/8/25-12/14/25 (5g)

Goal Streak, Home: 3 games – 3 times, m.r. Dylan Guenther: 3/12/26-3/20/26 (4g)

Goal Streak, Road: 3 games – 2 times, m.r. Jack McBain: 3/16/26-3/28/26 (3g)

Assist Streak, Overall: 10 games – Clayton Keller: 3/26/26-4/16/26 (4g, 16a)

Assist Streak, Home: 6 games – Clayton Keller: 3/26/26-4/16/26 (1g, 11a)

Assist Streak, Road: 5 games – Mikhail Sergachev: 3/16/26-4/4/26 (8a)

Point Streak, Overall: 10 games – Clayton Keller: 3/26/26-4/16/26 (4g, 16a)

Point Streak, Home: 6 games – Clayton Keller: 3/26/26-4/16/26 (1g, 11a)

Point Streak, Road: 7 games – Dylan Guenther: 10/9/25-10/28/25 (3g, 7a)

SKATER HIGHS

Goals, Period: 3 – 2 times, m.r. Logan Cooley: 11/24/25 vs. VGK (3rd)

Goals, Game: 4 – Logan Cooley: 11/24/25 vs. VGK

Assists, Period: 3 – 2 times, m.r. Mikhail Sergachev: 3/26/26 vs. WSH (1st)

Assists, Game: 4 – Mikhail Sergachev: 3/28/26 at LAK

Points, Period: 4 – Mikhail Sergachev: 3/28/26 at LAK

Points, Game: 5 – Logan Cooley (4g, 1a): 11/24/25 vs. VGK

Shots, Period: 6 – 2 times, m.r. Clayton Keller: 3/12/26 vs. CHI (3rd)

Shots, Game: 9 – Nick Schmaltz: 12/14/25 at PIT

Power-Play Goals, Game: 1 – 46 times, m.r. Nick Schmaltz: 4/14/26 vs. WPG

Shorthanded Goals, Game: 1 – 8 times, m.r. Nick Schmaltz: 4/7/26 vs. EDM

Penalty Minutes, Game: 17 – Brandon Tanev & Lawson Crouse: 3/26/26 vs. WSH

Hits, Game: 10 – Jack McBain: 3/12/26 vs. CHI

Blocked Shots, Game: 8 – Ian Cole: 10/25/25 at MIN

Ice Time: 28:10 – Mikhail Sergachev: 10/11/25 at NSH

Plus-Minus, Game: +5 – 2 times, m.r. John Marino: 1/17 vs. SEA

UTAH MAMMOTH HIGHS & LOWS

GOALTENDER HIGHS & STREAKS

Saves, Period: 20 – Karel Vejmelka: 10/25/25 at MIN (3rd)

Saves, Game: 34 – Karel Vejmelka: 12/12/25 vs. SEA

Winning Streak, Overall: 8 games – Karel Vejmelka: 1/5/26-1/24/26

Winning Streak, Home: 7 games – Karel Vejmelka: 12/21/25-1/21/25

Winning Streak, Road: 5 games – Karel Vejmelka: 12/3/25-1/1/26

Point Streak, Overall: 8 games – Karel Vejmelka: 1/5/26-1/24/26 (8-0-0)

Point Streak, Home: 7 games – Karel Vejmelka: 12/21/25-1/21/25 (7-0-0)

Point Streak, Road: 5 games – Karel Vejmelka: 12/3/25-1/1/26 (5-0-0)

Winless Streak, Overall: 10 games – Vítek Vaněček: 11/5/25-1/11/26 (0-8-2)

Winless Streak, Home: 3 games – 3 times, m.r. Karel Vejmelka: 3/1/26-4/14/26 (0-2-1)

Winless Streak, Road: 8 games – Vítek Vaněček: 11/5/25-12/23/25 (0-7-1)

Losing Streak (Regulation), Overall: 6 games – Vítek Vaněček: 11/28/25-12/29/25

Losing Streak (Regulation), Home: 3 games – Karel Vejmelka: 11/26/25-12/10/25

Losing Streak (Regulation), Road: 5 games – Vítek Vaněček: 11/28/25-12/23/25

Consecutive Starts: 8 – Karel Vejmelka: 1/29/26-3/3/26 (4-4-0)

UTAH MAMMOTH RECORD WHEN...

Overall: 43-33-6 | **Home:** 22-16-3 | **Road:** 21-17-3

SCORING FIVE OR MORE GOALS	22-0-0
SCORING FOUR GOALS	10-2-0
SCORING THREE GOALS	9-9-0
SCORING TWO GOALS	2-7-6
SCORING ONE GOAL	0-9-0
NOT SCORING	0-6-0

(Not including goals for shootout wins)

ALLOWING FIVE OR MORE GOALS	1-9-0
ALLOWING FOUR GOALS	5-16-0
ALLOWING THREE GOALS	9-2-6
ALLOWING TWO GOALS	15-4-0
ALLOWING ONE GOAL	10-2-0
NOT ALLOWING A GOAL	3-0-0

(Not including goals for shootout wins)

Leading in Shots: 22-19-3 | **Even in Shots:** 3-0-0 | **Trailing in Shots:** 18-14-3

DAYS OF THE WEEK

Sunday: 5-4-1

Monday: 4-5-1

Tuesday: 7-5-1

Wednesday: 7-4-0

Thursday: 7-5-1

Friday: 5-3-1

Saturday: 8-7-0

MONTHS OF THE YEAR

October: 8-3-0

November: 4-8-3

December: 6-8-0

January: 10-4-1

February: 3-1-0

March: 7-6-2

April: 5-3-0

TIMES AT PUCK DROP (LOCAL)

Before 5 P.M.: 5-4-0

5-6:45 P.M.: 6-2-1

7 P.M.: 25-22-4

After 7 P.M.: 7-5-1

First Game of Back-to-Backs: 4-5-2 | **Second Game of Back-to-Backs:** 3-7-1

GOALS BY PERIOD

TEAM	1ST	2ND	3RD	OT	TOTAL	AVG
Utah Mammoth:	76	84	98	10	268	3.27
Opponents:	65	86	83	6	240	2.93
<i>Difference:</i>	+11	-2	+15	+4	+28	+0.34

SHOTS BY PERIOD

TEAM	1ST	2ND	3RD	OT	TOTAL	AVG
Utah Mammoth:	746	771	737	18	2,272	27.7
Opponents:	683	746	701	14	2,144	26.1
<i>Difference:</i>	+63	+25	+36	+4	+128	+1.6

POWER PLAY

TEAM	G	PPO	PP%
Overall:	46	230	20.0%
Home:	24	122	19.7%
Road:	22	108	20.4%

3 SHORTHANDED GOALS ALLOWED (T-2nd Fewest in NHL)

PENALTY KILL

TEAM	G	PPO	PP%
Overall:	54	247	78.1%
Home:	29	121	76.0%
Road:	25	126	80.2%

8 SHORTHANDED GOALS SCORED (T-6th Most in NHL)

PENALTIES

GP	MIN	MAJ	MISC	PIM	AVG PIM/RANK
82	276	20	10	776	9.5 (T-10th Most in NHL)

GOAL SITUATIONS

SITUATION	GF	GA	GD
5 on 5:	185	163	+22
5 on 4:	42	3	+39
5 on 3:	3	0	+3
4 on 4:	2	1	+1
4 on 3:	1	0	+1
3 on 3:	9	3	+6
6 on 5:	1	12	-11
6 on 4:	0	0	0
6 on 3:	0	0	0
3 on 4:	0	4	-4
3 on 5:	0	3	-3
3 on 6:	0	0	0
4 on 5:	7	46	-39
4 on 6:	2	2	0
5 on 6:	16	3	+13
Empty Net:	19	12	+7
Penalty Shots:	0	0	0
Total:	268	240	+28

TEAM GAME-BY-GAME

#	DATE	TEAM	W-L-OT	RECORD	GF-GA	SCORERS	W GOAL	PP	PK	SF-SA	W-L GLTDR.	ATTEND.
1	10/09/2025	@ COL	L	0-1-0	1-2	11p	29	1-3	3-4	33-27	41 / 70	18087+
2	10/11/2025	@ NSH	W*	1-1-0	3-2	92,22,11	11	0-4	5-5	23-23	70 / 74	17177+
3	10/13/2025	@ CHI	L	1-2-0	1-3	77	28	0-3	2-3	22-14	30 / 41	15203
4	10/15/2025	CGY	W	2-2-0	3-1	27,77,82	77	0-6	3-4	32-20	70 / 1	12478+
5	10/17/2025	SJS	W	3-2-0	6-3	8p,8,38,8,53,9	8	1-4	1-3	34-21	70 / 30	12478+
6	10/19/2025	BOS	W	4-2-0	3-2	92p,9,11	11	1-5	3-4	27-26	41 / 70	12478+
7	10/21/2025	COL	W*	5-2-0	4-3	8p,67,98,11	11	1-2	1-1	33-33	70 / 41	12478+
8	10/23/2025	@ STL	W	6-2-0	7-4	28,92,92,92p,9,8p,9	9	2-4	3-4	25-20	70 / 50	18096+
9	10/25/2025	@ MIN	W	7-2-0	6-2	92,92p,8,77,8,6	8	1-1	3-4	41-35	70 / 32	18088+
10	10/26/2025	@ WPG	W	8-2-0	3-2	98p,53,11	11	1-4	0-1	32-30	41 / 37	13678
11	10/28/2025	@ EDM	L	8-3-0	3-6	92,77,27	49	0-2	1-1	23-24	74 / 70	18347+
12	11/02/2025	TBL	L	8-4-0	2-4	67,56	59	0-3	2-2	27-26	31 / 70	12478+
13	11/04/2025	@ BUF	W*	9-4-0	2-1	8,9	9	0-2	2-2	35-18	70 / 34	16202
14	11/05/2025	@ TOR	L	9-5-0	3-5	53,98,11	63	0-3	1-1	24-19	41 / 41	18457
15	11/08/2025	@ MTL	L	9-6-0	2-6	56,67	15	0-2	2-2	27-23	35 / 70	20962+
16	11/09/2025	@ OTT	L	9-7-0	2-4	9,8	21	0-1	2-2	31-25	1 / 41	17470
17	11/12/2025	BUF	W	10-7-0	5-2	57,77,67,8,9	67	0-2	2-2	37-19	70 / 92	12478+
18	11/14/2025	NYI	O*	10-7-1	2-3	77,11p	48	1-6	4-4	30-21	33 / 70	12478+
19	11/17/2025	@ ANA	O*	10-7-2	2-3	11,92	51	0-1	1-1	18-26	1 / 70	15177
20	11/18/2025	@ SJS	O*	10-7-3	2-3	77,77	71	0-2	4-5	26-22	30 / 41	12101
21	11/20/2025	VGK	L	10-8-3	1-4	88	17	0-2	3-3	26-33	40 / 70	12478+
22	11/22/2025	NYR	W	11-8-3	3-2	77,9,57	57	0-1	2-2	34-22	70 / 32	12478+
23	11/24/2025	VGK	W	12-8-3	5-1	11,92,92,92,92s	92	0-2	3-3	23-34	70 / 30	12478+
24	11/26/2025	MTL	L	12-9-3	3-4	27p,56,53	93	1-4	1-3	34-17	75 / 70	12478+
25	11/28/2025	@ DAL	L	12-10-3	3-4	92,25,22	53	0-2	3-5	30-28	29 / 41	18532+
26	11/29/2025	@ STL	L	12-11-3	0-1		81	0-2	2-2	18-19	30 / 70	16847
27	12/01/2025	@ SJS	L	12-12-3	3-6	67,77,67s	2	0-3	3-4	34-30	30 / 41	11241
28	12/03/2025	@ ANA	W	13-12-3	7-0	67,11,28,77,38,77p,9	67	1-2	3-3	34-27	70 / 33	12547
29	12/05/2025	@ VAN	W	14-12-3	4-1	98p,8,82,6s	8	1-2	3-3	18-33	70 / 32	18732
30	12/06/2025	@ CGY	L	14-13-3	0-2		17	0-2	1-1	28-23	32 / 41	17541
31	12/08/2025	LAK	L	14-14-3	2-4	11p,9	11	1-4	1-1	21-27	35 / 70	12478+
32	12/10/2025	FLA	L	14-15-3	3-4	11,11,22	15	0-3	2-2	30-36	72 / 70	12478+
33	12/12/2025	SEA	W	15-15-3	5-3	8,56,11p,77,67	77	1-2	4-4	33-37	70 / 31	12478+
34	12/14/2025	@ PIT	W*	16-15-3	5-4	88,53,50,53p,11	11	1-5	2-2	36-16	70 / 1	15686
35	12/16/2025	@ BOS	L	16-16-3	1-4	27p	39	1-3	3-4	21-23	1 / 41	17850+
36	12/17/2025	@ DET	W	17-16-3	4-1	9,22,11,82	22	0-4	3-4	28-28	70 / 39	19515+
37	12/19/2025	NJD	L	17-17-3	1-2	19p	11	1-4	4-5	33-22	25 / 70	12478+
38	12/21/2025	WPG	W*	18-17-3	4-3	67,77,15,9	9	0-3	2-3	22-26	70 / 37	12478+
39	12/23/2025	@ COL	L	18-18-3	0-1		49	0-3	2-2	32-26	41 / 41	18127+
40	12/29/2025	NSH	L	18-19-3	3-4	77p,98,11	91	1-4	1-2	31-26	74 / 41	12478+
41	01/01/2026	@ NYI	W	19-19-3	7-2	11,11,8,98p,9p,11,8	8	2-5	4-5	21-22	70 / 33	17255+
42	01/03/2026	@ NJD	L	19-20-3	1-4	53	28	0-2	2-3	31-30	25 / 70	16928+
43	01/05/2026	@ NYR	W*	20-20-3	3-2	11,53,50	50	0-1	2-4	27-24	70 / 32	17503

TEAM GAME-BY-GAME

#	DATE	TEAM	W-L-OT	RECORD	GF-GA	SCORERS	W GOAL	PP	PK	SF-SA	W-L GLTDR.	ATTEND.
44	01/07/2026	OTT	W	21-20-3	3-1	67,6,19	6	0-4	3-3	21-33	70 / 1	12478+
45	01/09/2026	STL	W	22-20-3	4-2	8,67,50,8p	50	1-3	4-4	23-28	70 / 30	12478+
46	01/11/2026	CBJ	O*	22-20-4	2-3	22,98	10	0-2	1-3	27-36	73 / 41	12478+
47	01/13/2026	TOR	W	23-20-4	6-1	53,11,11,77,22,19	11	0-2	3-3	41-20	70 / 35	12478+
48	01/15/2026	DAL	W	24-20-4	2-1	8,6	6	0-2	1-2	27-27	70 / 29	12478+
49	01/17/2026	SEA	W	25-20-4	6-3	82s,88,8,88,67,27	88	0-2	3-3	31-21	70 / 31	12478+
50	01/21/2026	PHI	W*	26-20-4	5-4	77,67,11p,9,9	9	1-3	4-6	27-29	70 / 33	12478+
51	01/24/2026	@ NSH	W	27-20-4	5-2	9,53,56,27p,77	56	1-2	2-3	30-29	70 / 74	17159+
52	01/26/2026	@ TBL	L	27-21-4	0-2		43	0-3	2-4	28-29	88 / 70	19096+
53	01/27/2026	@ FLA	W	28-21-4	4-3	8s,50,98,27	27	0-3	4-4	20-30	41 / 72	20073+
54	01/29/2026	@ CAR	L	28-22-4	4-5	56,56,77,53	11	0-2	3-5	25-33	32 / 70	18302+
55	01/31/2026	DAL	L	28-23-4	2-3	56,56	95	0-2	2-4	14-32	1 / 70	12478+
56	02/02/2026	VAN	W	29-23-4	6-2	8,8,98p,67,77,8	98	1-2	4-4	19-24	70 / 32	12478+
57	02/04/2026	DET	W	30-23-4	4-1	50,8p,11,9	8	1-3	3-4	25-30	70 / 36	12478+
58	02/25/2026	COL	L	30-24-4	2-4	11p,11	11	1-5	2-3	30-26	41 / 70	12478+
59	02/27/2026	MIN	W	31-24-4	5-2	92s,9,67,27p,67	67	1-3	2-3	37-23	70 / 30	12478+
60	03/01/2026	CHI	L	31-25-4	0-4		86	0-2	2-3	22-28	40 / 70	12478+
61	03/03/2026	@ WSH	W	32-25-4	3-2	11,98p,77p	77	2-2	0-2	23-25	70 / 48	17387
62	03/05/2026	@ PHI	W	33-25-4	3-0	8p,9,53	8	1-2	3-3	23-16	41 / 80	19386+
63	03/07/2026	@ CBJ	W*	34-25-4	5-4	53,11,15,92,92	92	0-1	2-2	25-31	70 / 90	18668+
64	03/09/2026	@ CHI	O*	34-25-5	2-3	27,11	91	0-2	3-4	25-26	33 / 41	18320
65	03/10/2026	@ MIN	L	34-26-5	0-5		97	0-3	4-4	25-30	32 / 70	18078+
66	03/12/2026	CHI	O*	34-26-6	2-3	11,77	98	0-1	0-1	31-23	30 / 70	12478+
67	03/14/2026	PIT	L	34-27-6	3-4	11,11p,28	55	1-3	4-6	29-23	74 / 70	12478+
68	03/16/2026	@ DAL	W	35-27-6	6-3	9,88,22s,56,53p,67	56	1-3	3-3	22-30	41 / 1	18532+
69	03/19/2026	@ VGK	W	36-27-6	4-0	9,9,22,27	9	0-2	2-2	18-28	70 / 33	17875+
70	03/20/2026	ANA	L	36-28-6	1-4	11	17	0-3	5-5	30-24	1 / 41	12478+
71	03/22/2026	LAK	W*	37-28-6	4-3	67,67,8,8	8	0-1	1-1	34-36	70 / 35	12478+
72	03/24/2026	EDM	L	37-29-6	2-5	15,67p	97	1-2	0-0	18-26	35 / 70	12478+
73	03/26/2026	WSH	L	37-30-6	4-7	11p,11,92p,52	38	2-4	2-3	40-25	48 / 41	12478+
74	03/28/2026	@ LAK	W	38-30-6	6-2	15,92,92p,15,8p,22	92	2-3	2-2	28-31	70 / 35	18145+
75	04/02/2026	@ SEA	W	39-30-6	6-2	92p,92,8p,77,11,53p	8	3-6	3-3	31-27	70 / 35	17151+
76	04/04/2026	@ VAN	W	40-30-6	7-4	56,9,9p,11,67,38,9	67	1-3	2-4	25-23	70 / 60	18693
77	04/07/2026	EDM	W*	41-30-6	6-5	77,8,92,8s,15,9p	9	1-3	2-3	31-26	70 / 35	12478+
78	04/09/2026	NSH	W	42-30-6	4-1	56,8p,67,11	8	1-3	1-2	27-30	70 / 74	12478+
79	04/11/2026	CAR	L	42-31-6	1-4	11p	11	1-5	2-3	27-29	31 / 70	12478+
80	04/12/2026	@ CGY	L	42-32-6	1-4	67	47	0-3	4-4	29-23	32 / 41	17575
81	04/14/2026	WPG	W	43-32-6	5-3	92,8p,8p,77,15	77	2-5	1-3	36-24	70 / 1	12478+
82	04/16/2026	STL	L	43-33-6	3-5	53,67,56	23	0-0	1-1	23-29	30 / 41	12478+

PLAYER GAME-BY-GAME

DATE	OPP.	MARINO #6	SCHMALTZ #4	KELLER #9	LAMOUREUX #10	GUENTHER #11	TANEV #13	KERFOOT #15
Oct 9	@ COL	0-0,0/0 18:00	0-1,3/0 19:40	0-1,2/0 22:17	MIN	1-0,7/-1 19:48	0-0,1/0 10:09	INJ
Oct 11	@ NSH	0-0,0/-2 16:31	0-1,4/0 20:04	0-0,1/-1 23:05	MIN	1-1(W),4/2 23:54	0-0,2/0 11:13	INJ
Oct 13	@ CHI	0-1,2/0 18:55	0-0,3/-1 17:43	0-0,1/-1 18:45	MIN	0-1,2/0 19:15	0-0,1/0 11:55	INJ
Oct 15	Vs CGY	0-1,1/2 19:20	0-1,6/1 19:52	0-0,4/1 20:23	MIN	0-0,3/1 16:54	0-0,1/0 10:28	INJ
Oct 17	Vs SJS	0-0,1/3 20:29	3-1(W),6/3 18:40	1-3,3/3 17:42	MIN	0-0,4/0 17:34	0-1,1/0 09:11	INJ
Oct 19	Vs BOS	0-0,0/0 22:25	0-2,1/0 22:50	1-1,2/0 19:08	MIN	1-0(W),2/1 18:14	0-0,2/0 12:27	INJ
Oct 21	Vs COL	0-0,0/0 22:49	1-0,4/-1 17:56	0-2,4/0 16:54	MIN	1-0(W),3/1 17:26	0-0,0/-1 11:28	INJ
Oct 23	@ STL	0-0,3/-2 19:42	1-2,1/2 20:47	2-1(W),2/2 18:14	MIN	0-3,3/2 17:55	0-0,1/-1 09:35	INJ
Oct 25	@ MIN	1-2,1/2 23:27	2-0(W),6/3 16:24	0-0,3/2 16:16	MIN	0-1,5/1 14:07	0-0,2/0 12:18	INJ
Oct 26	@ WPG	0-0,2/2 21:07	0-1,2/0 19:10	0-0,3/0 18:24	MIN	1-0(W),4/0 18:53	0-0,1/0 10:58	INJ
Oct 28	@ EDM	0-0,0/-1 19:46	0-1,3/0 23:04	0-0,1/0 20:06	MIN	0-1,3/-1 17:44	0-0,0/-2 07:45	INJ
Nov 2	Vs TBL	0-0,2/-2 18:43	0-0,0/-3 20:22	0-0,3/-3 20:01	MIN	0-0,1/-1 18:11	0-0,1/-1 10:22	INJ
Nov 4	@ BUF	0-1,2/1 21:09	1-0,3/1 20:46	1-1(W),6/2 20:07	MIN	0-0,2/0 16:49	0-0,0/0 10:17	INJ
Nov 5	@ TOR	0-1,1/0 20:05	0-0,1/-2 22:14	0-0,2/-2 20:34	MIN	1-0,3/-2 18:22	0-0,0/0 11:09	INJ
Nov 8	@ MTL	0-0,1/0 22:04	0-0,3/-2 17:17	0-0,4/-2 16:24	MIN	0-0,2/-1 15:14	0-0,0/-2 08:09	INJ
Nov 9	@ OTT	0-0,1/-1 23:21	1-0,4/1 20:43	1-0,5/1 20:33	MIN	0-0,4/-1 16:53	0-0,1/0 08:19	INJ
Nov 12	Vs BUF	0-1,2/3 21:53	1-1,2/1 20:04	1-1,2/1 18:28	MIN	0-0,6/0 13:53	0-0,0/-1 10:05	INJ
Nov 14	Vs NYI	0-1,1/0 19:09	0-0,2/0 21:01	0-1,3/0 20:19	MIN	1-0,3/0 17:23	0-0,1/0 07:33	INJ
Nov 17	@ ANA	0-0,1/1 22:52	0-1,2/0 19:40	0-0,1/-1 19:40	MIN	1-0,5/-1 15:40	0-0,0/0 10:05	INJ
Nov 18	@ SJS	0-0,2/-1 21:14	0-0,1/-1 19:27	0-0,1/-1 17:56	MIN	0-0,4/-1 19:45	0-0,0/0 08:05	INJ
Nov 20	Vs VGK	0-0,1/-1 21:02	0-0,0/-2 18:35	0-1,2/0 16:39	MIN	0-0,4/0 17:57	0-0,0/-1 10:35	INJ
Nov 22	Vs NYR	0-0,1/0 21:13	0-0,1/-1 17:15	1-0,8/0 15:41	MIN	0-0,2/0 14:25	0-0,1/0 09:04	INJ
Nov 24	Vs VGK	0-0,0/2 21:21	0-0,1/1 14:38	0-0,1/0 14:56	MIN	1-1,2/2 15:04	0-0,0/0 11:47	INJ
Nov 26	Vs MTL	0-1,0/1 17:18	0-0,6/-1 23:09	0-1,4/-1 21:56	MIN	0-1,3/1 18:43	0-0,0/1 09:11	INJ
Nov 28	@ DAL	0-2,1/3 20:50	0-0,1/-1 21:06	0-0,5/-1 18:07	MIN	0-1,6/0 16:35	0-0,1/1 09:35	INJ
Nov 29	@ STL	0-0,0/0 18:05	0-0,0/0 20:00	0-0,4/0 20:33	MIN	0-0,3/-1 19:51	0-0,0/0 07:42	INJ
Dec 1	@ SJS	0-0,1/0 18:11	0-0,0/-2 15:07	0-1,4/0 22:17	MIN	0-0,2/-2 15:08	0-0,0/-2 08:06	INJ
Dec 3	@ ANA	0-0,0/2 18:44	0-2,1/3 14:14	1-2,3/3 16:23	0-1,1/4 16:51	1-1,5/1 15:04	DND	INJ
Dec 5	@ VAN	1-0,2/3 22:54	1-0(W),1/1 17:45	0-1,1/1 15:19	0-0,1/0 14:39	0-1,0/0 14:52	DND	INJ
Dec 6	@ CGY	0-0,0/-1 20:26	0-0,3/-1 20:33	0-0,2/-1 21:23	0-0,1/0 13:27	0-0,3/-1 16:57	DND	INJ
Dec 8	Vs LAK	0-0,0/-2 17:00	0-1,2/1 19:38	1-1,3/0 21:24	0-0,0/1 15:33	1-0,1/-2 15:52	0-0,1/0 08:49	INJ
Dec 10	Vs FLA	0-2,0/1 22:02	0-0,1/-2 21:20	0-0,1/-2 20:58	0-0,1/-1 12:46	2-0,3/2 16:32	0-0,0/0 08:11	INJ
Dec 12	Vs SEA	0-0,1/0 21:18	1-2,2/0 19:55	0-0,2/0 18:16	MIN	1-0,2/0 15:27	DND	INJ
Dec 14	@ PIT	0-1,1/1 22:57	0-1,8/0 22:51	0-0,2/1 23:03	MIN	1-0(W),4/0 20:16	DND	INJ
Dec 16	@ BOS	0-0,0/0 19:55	0-0,0/0 21:11	0-0,4/0 18:39	MIN	0-0,0/-2 15:26	DND	INJ
Dec 17	@ DET	0-0,1/0 21:29	0-1,2/2 20:08	1-1,3/2 16:43	MIN	1-0,4/1 17:03	DND	INJ
Dec 19	Vs NJD	0-0,1/0 20:12	0-0,1/0 21:18	0-0,2/-1 20:12	MIN	0-0,4/0 17:33	DND	0-0,1/0 08:14
Dec 21	Vs WPG	0-0,0/0 18:06	0-1,2/0 17:30	1-1(W),2/1 18:31	MIN	0-2,3/2 16:19	DND	1-0,1/0 13:49
Dec 23	@ COL	0-0,0/0 21:23	0-0,2/-1 19:01	0-0,5/-1 20:04	MIN	0-0,5/0 20:05	DND	0-0,2/0 09:47
Dec 29	Vs NSH	0-0,0/1 21:09	0-1,2/1 22:10	0-1,1/1 22:46	MIN	1-1,6/0 19:20	DND	0-0,3/-1 09:34
Jan 1	@ NYI	0-0,0/3 17:41	2-1(W),4/2 18:07	1-2,3/2 16:32	MIN	3-1,3/3 15:23	DND	0-0,2/-1 12:56
Jan 3	@ NJD	0-0,1/0 20:28	0-0,6/-1 22:17	0-0,4/-1 22:46	MIN	0-0,3/-2 17:20	DND	0-0,1/0 11:06
Jan 5	@ NYR	0-1,1/1 21:14	0-1,4/1 18:36	0-0,2/0 20:05	MIN	1-0,6/1 16:00	0-0,2/0 07:39	0-0,0/0 09:19
Jan 7	Vs OTT	1-0(W),1/2 20:14	0-0,1/2 20:29	0-2,1/2 22:31	MIN	0-0,1/-1 16:50	0-1,2/1 10:12	0-0,1/0 15:57
Jan 9	Vs STL	0-1,0/0 19:55	2-1,5/3 23:28	0-3,4/3 18:09	MIN	0-0,0/-1 18:51	0-0,0/-1 08:55	0-0,0/0 02:21
Jan 11	Vs CBJ	0-0,1/0 20:10	0-1,2/1 20:49	0-2,2/2 21:00	MIN	0-0,3/0 16:04	0-0,2/-1 09:50	INJ
Jan 13	Vs TOR	0-1,1/3 20:38	0-0,0/0 18:05	0-0,1/0 16:24	MIN	2-1(W),8/4 17:17	0-0,1/-1 09:18	INJ
Jan 15	Vs DAL	1-1(W),2/2 21:14	1-1,1/2 17:57	0-1,3/2 17:03	MIN	0-0,4/0 18:02	0-0,0/0 09:25	INJ
Jan 17	Vs SEA	0-1,1/5 22:21	1-0,4/2 19:01	0-2,1/2 18:08	MIN	0-1,0/1 16:55	0-0,0/-1 09:14	INJ
Jan 21	Vs PHI	0-0,1/-1 19:48	0-2,1/1 19:35	2-1(W),5/2 19:19	MIN	1-1,4/1 19:13	0-0,3/0 07:33	INJ
Jan 24	@ NSH	0-0,1/1 18:28	0-0,4/2 19:21	1-0,4/2 17:52	MIN	0-2,2/2 17:06	0-0,3/0 10:45	INJ
Jan 26	@ TBL	0-0,0/0 20:15	0-0,0/0 22:14	0-0,1/0 19:56	MIN	0-0,5/0 18:28	0-0,0/0 07:39	INJ
Jan 27	@ FLA	0-0,1/2 20:32	1-0,1/2 20:40	0-0,1/1 18:33	MIN	INJ	0-0,0/0 07:43	INJ
Jan 29	@ CAR	0-0,0/1 21:42	0-0,2/-1 19:14	0-0,1/-2 18:11	MIN	INJ	0-0,0/0 07:25	INJ
Jan 31	Vs DAL	0-1,0/1 20:31	0-0,1/0 19:18	0-0,0/0 16:21	MIN	0-0,0/0 15:32	0-0,0/-1 08:00	INJ
Feb 2	Vs VAN	0-3,0/4 21:50	3-1,3/4 19:34	0-2,4/3 15:44	MIN	0-1,3/-2 12:35	0-0,0/0 08:48	INJ
Feb 4	Vs DET	0-0,1/0 18:26	1-1(W),6/1 21:10	1-1,3/1 16:23	MIN	1-0,4/2 17:38	0-0,0/0 07:13	INJ
Feb 25	Vs COL	0-0,0/-2 18:40	0-0,1/-1 22:13	0-1,5/-1 22:36	MIN	2-0,3/1 19:26	0-0,1/-1 08:49	0-0,0/-1 11:22
Feb 27	Vs MIN	0-0,0/2 20:36	0-2,3/1 16:19	1-2,2/1 16:41	MIN	0-0,4/0 17:25	DND	0-0,1/0 12:08
Mar 1	Vs CHI	0-0,1/-1 20:17	0-0,0/-1 19:27	0-0,2/-1 17:41	MIN	0-0,2/-2 13:37	DND	0-0,0/-1 13:38
Mar 3	@ WSH	0-0,1/0 24:24	0-1,2/1 17:49	0-2,2/1 16:41	MIN	1-1,3/1 17:28	DND	0-0,0/0 12:46
Mar 5	@ PHI	0-1,0/2 22:40	1-1(W),2/1 19:34	1-0,4/1 16:16	MIN	0-2,0/1 16:30	DND	0-0,0/1 14:21
Mar 7	@ CBJ	0-1,0/-1 20:47	0-0,1/-1 19:56	0-2,1/0 18:29	MIN	1-0,3/-1 18:18	DND	1-1,1/0 10:12
Mar 9	@ CHI	0-0,1/1 22:11	0-1,3/0 20:48	0-1,3/-1 20:29	MIN	1-0,3/0 20:30	DND	0-0,1/0 10:31
Mar 10	@ MIN	0-0,0/0 19:01	0-0,1/0 19:03	0-0,3/-1 19:49	MIN	0-0,2/-2 17:33	DND	0-0,0/0 13:16
Mar 12	Vs CHI	0-0,1/0 21:07	0-0,4/-1 19:26	0-0,7/0 20:37	MIN	1-0,4/0 17:06	DND	0-0,1/0 11:56
Mar 14	Vs PIT	0-0,0/-2 14:00	0-0,4/0 24:25	0-0,4/0 20:13	MIN	2-0,5/1 20:18	DND	0-1,1/1 10:10
Mar 16	@ DAL	0-0,0/1 18:21	0-1,1/1 21:03	1-0,3/1 20:13	MIN	0-0,1/0 14:51	0-0,0/0 07:45	0-1,0/1 15:23
Mar 19	@ VGK	0-1,0/2 17:41	0-1,1/3 17:12	2-0(W),6/2 14:26	MIN	0-0,1/0 16:53	DND	0-0,0/0 14:32
Mar 20	Vs ANA	0-0,1/-1 20:28	0-0,5/-2 20:22	0-0,1/-2 20:31	MIN	1-0,3/-1 17:17	DND	0-0,0/0 10:32
Mar 22	Vs LAK	0-1,1/0 23:17	2-0(W),7/1 15:59	0-1,4/1 16:44	MIN	0-0,1/-1 15:29	DND	0-1,1/1 12:30
Mar 24	Vs EDM	0-0,1/-1 19:48	0-0,0/-2 18:44	0-0,4/-2 22:48	MIN	0-0,1/-2 22:12	DND	1-0,2/-2 12:23
Mar 26	Vs WSH	0-0,0/-1 17:53	0-1,4/-3 22:54	0-3,4/-1 23:36	MIN	2-0,8/0 21:00	0-0,1/-1 06:32	0-1,2/-2 13:42
Mar 28	@ LAK	0-1,0/2 18:17	1-0,1/0 17:45	0-2,2/0 16:52	MIN	0-1,2/2 18:03	0-0,0/-1 10:55	2-0,2/0 13:55
Apr 2	@ SEA	0-0,0/-1 17:39	1-1(W),4/-1 18:44	0-1,3/-1 19:00	MIN	1-2,3/1 16:48	0-0,0/0 09:44	0-0,1/1 16:33
Apr 4	@ VAN	0-1,0/2 20:02	0-1,3/2 19:44	3-1,3/3 17:21	MIN	1-1,2/1 17:03	0-1,1/1 10:32	0-0,0/1 16:00
Apr 7	Vs EDM	0-1,1/0 18:36	2-0,4/1 19:23	1-1(W),3/0 19:35	MIN	0-2,4/1 18:10	0-0,1/-1 07:09	1-1,1/1 17:04
Apr 9	Vs NSH	0-0,0/0 18:28	1-1(W),2/1 18:58	0-3,2/2 17:39	MIN	1-1,3/2 17:58	0-0,1/0 09:51	0-0,0/0 15:47
Apr 11	Vs CAR	INJ	0-0,3/-1 22:03	0-1,0/-1 22:08	MIN	1-0,4/-2 20:47	0-0,2/0 08:26	0-0,0/-1 15:36
Apr 12	@ CGY	INJ	0-0,3/0 20:49	0-1,2/0 19:21	MIN	0-0,1/-2 15:38	0-0,2/0 09:07	0-0,0/0 15:01
Apr 14	Vs WPG	0-0,0/3 18:40	2-0,8/-1 21:21	0-1,2/-1 20:59	MIN	0-1,1/1 18:22	0-0,1/1 09:12	1-0,3/2 15:54
Apr 16	Vs STL	0-1,2/0 19:14	0-0,1/-2 18:15	0-2,1/-1 20:14	MIN	DND	0-0,1/0 11:52	0-0,0/0 16:29

PLAYER GAME-BY-GAME

DATE	OPP.	BUT #19	MCBAIN #22	ROONEY #25	SIMASHEV #22	HAYTON #27	COLE #28	AGOZZINO
Oct 9	@ COL	MIN	0-0,3/0 17:01	MIN	0-0,2/0 14:25	INJ	0-0,0/0 17:44	0-0,0/0 06:55
Oct 11	@ NSH	MIN	1-0,4/0 17:08	MIN	0-0,0/1 08:31	INJ	0-0,1/1 19:11	0-0,0/0 05:21
Oct 13	@ CHI	MIN	0-0,1/-1 12:45	MIN	0-0,3/0 17:28	0-0,2/0 15:58	0-0,0/0 15:18	DND
Oct 15	Vs CGY	MIN	0-0,1/1 14:17	MIN	0-0,1/0 14:17	1-0,1/1 18:08	0-0,0/1 16:32	DND
Oct 17	Vs SJS	MIN	0-0,2/1 16:01	MIN	0-0,1/0 13:29	0-1,0/3 15:54	0-1,0/2 19:39	DND
Oct 19	Vs BOS	MIN	0-0,3/0 13:46	MIN	0-0,1/-1 15:06	0-0,2/-1 15:22	0-1,0/1 19:02	DND
Oct 21	Vs COL	MIN	0-0,0/0 04:56	MIN	0-0,3/0 20:00	0-0,1/-1 17:11	0-0,0/0 19:56	DND
Oct 23	@ STL	MIN	0-0,0/-1 15:36	DND	0-0,1/0 14:14	0-1,0/1 13:47	1-0,2/4 22:00	MIN
Oct 25	@ MIN	MIN	0-0,4/0 15:16	DND	0-0,0/0 15:35	0-0,1/3 16:17	0-1,1/0 22:03	MIN
Oct 26	@ WPG	MIN	0-0,1/0 09:57	DND	0-0,2/-1 17:43	0-0,1/0 13:55	0-0,1/0 16:53	MIN
Oct 28	@ EDM	MIN	0-0,1/-1 14:08	DND	0-0,1/-1 20:09	1-0,2/1 17:55	0-0,2/0 16:08	MIN
Nov 2	Vs TBL	MIN	0-0,0/1 12:21	DND	0-0,0/0 17:26	0-0,0/-2 16:58	0-2,0/1 16:32	MIN
Nov 4	@ BUF	MIN	0-0,3/0 13:25	DND	0-0,0/-1 16:49	0-0,5/1 16:24	0-0,1/0 19:01	MIN
Nov 5	@ TOR	MIN	0-0,1/1 13:20	DND	0-1,2/0 18:28	0-0,2/-1 15:30	0-0,2/-3 17:10	MIN
Nov 8	@ MTL	MIN	0-1,1/0 14:08	DND	0-0,0/-2 18:37	0-0,3/-1 15:52	0-1,3/0 16:40	MIN
Nov 9	@ OTT	MIN	0-0,1/-3 11:49	DND	0-0,0/-1 18:08	0-0,2/-1 15:21	0-0,0/0 17:35	MIN
Nov 12	Vs BUF	MIN	0-1,0/3 15:41	DND	0-0,1/0 08:15	0-0,1/0 13:15	0-0,2/-1 21:52	MIN
Nov 14	Vs NYI	MIN	0-0,2/0 13:50	MIN	0-0,0/-1 15:01	0-0,2/-1 14:11	0-0,2/0 21:17	MIN
Nov 17	@ ANA	MIN	0-0,0/0 14:57	DND	0-0,2/0 14:13	0-0,0/0 14:24	0-0,0/-1 20:15	MIN
Nov 18	@ SJS	MIN	0-0,0/1 11:58	DND	DND	0-0,2/-1 14:28	0-0,1/0 20:38	MIN
Nov 20	Vs VGK	MIN	0-0,0/-1 11:25	DND	0-0,1/-1 18:41	0-0,1/0 16:40	0-1,0/-1 20:22	MIN
Nov 22	Vs NYR	MIN	0-1,2/1 17:12	DND	0-0,1/0 12:15	0-0,1/0 16:25	0-0,1/0 20:58	MIN
Nov 24	Vs VGK	MIN	0-0,0/0 17:11	MIN	0-0,0/0 11:56	0-0,2/0 14:14	0-1,1/2 18:53	MIN
Nov 26	Vs MTL	MIN	0-0,2/-1 13:05	MIN	DND	1-0,2/0 18:19	0-0,0/1 16:22	MIN
Nov 28	@ DAL	MIN	1-0,2/0 14:59	1-0,1/1 09:44	0-0,0/-1 12:31	DND	0-0,0/-1 17:37	MIN
Nov 29	@ STL	MIN	0-0,0/-1 12:29	DND	DND	0-0,0/0 14:51	0-0,1/-1 18:21	MIN
Dec 1	@ SJS	MIN	0-0,1/1 12:46	DND	0-0,1/0 18:04	0-0,3/0 16:25	0-0,0/1 20:00	MIN
Dec 3	@ ANA	0-0,2/1 11:40	0-2,2/2 18:03	MIN	MIN	DND	1-1,2/5 21:09	MIN
Dec 5	@ VAN	0-0,2/0 11:57	0-1,0/0 15:41	MIN	MIN	DND	0-0,0/2 19:01	MIN
Dec 6	@ CGY	0-0,2/0 13:25	0-0,1/-1 14:38	MIN	MIN	0-0,0/0 14:13	0-0,0/0 15:53	MIN
Dec 8	Vs LAK	0-0,3/-1 12:16	0-0,0/-1 14:59	MIN	MIN	0-0,2/-1 13:17	0-0,0/1 15:33	MIN
Dec 10	Vs FLA	0-0,2/1 10:41	1-0,3/0 12:39	MIN	MIN	0-0,8/0 14:59	0-1,1/1 18:09	MIN
Dec 12	Vs SEA	0-0,1/0 11:47	0-0,1/0 13:25	DND	MIN	0-0,2/0 13:06	0-0,1/2 20:41	MIN
Dec 14	@ PIT	0-1,1/0 10:45	0-0,0/-1 11:48	DND	MIN	0-1,0/-1 14:51	0-0,0/0 17:24	MIN
Dec 16	@ BOS	0-1,2/-1 13:10	0-0,2/-1 13:52	DND	MIN	1-0,2/-2 13:42	0-0,0/-2 16:20	MIN
Dec 17	@ DET	0-0,3/1 13:29	1-0(W),2/1 14:45	DND	MIN	0-0,2/1 15:46	0-0,1/1 19:01	MIN
Dec 19	Vs NJD	1-0,2/0 14:06	0-0,3/0 15:06	MIN	MIN	0-0,2/-1 15:17	0-0,1/0 16:08	MIN
Dec 21	Vs WPG	0-0,3/0 11:45	0-0,1/-1 13:41	MIN	MIN	0-1,1/1 14:12	0-0,0/0 18:30	MIN
Dec 23	@ COL	0-0,2/0 14:55	0-0,4/0 13:38	MIN	MIN	0-0,1/0 17:11	0-0,0/0 15:44	MIN
Dec 29	Vs NSH	0-0,0/-1 12:29	0-0,0/-2 13:11	MIN	MIN	0-1,3/0 15:32	0-0,2/-2 15:57	MIN
Jan 1	@ NYI	0-0,0/0 14:27	0-0,0/0 12:58	MIN	MIN	0-2,1/3 15:26	0-0,2/1 19:30	MIN
Jan 3	@ NJD	0-0,2/0 13:18	0-0,0/-1 12:36	MIN	MIN	0-1,1/0 12:42	0-0,0/0 17:42	MIN
Jan 5	@ NYR	0-0,0/1 13:56	0-0,2/0 13:25	MIN	MIN	0-0,0/2 15:21	0-1,0/1 17:52	MIN
Jan 7	Vs OTT	1-0,2/1 13:32	0-1,2/1 14:30	MIN	MIN	0-0,0/-1 13:57	0-0,0/-1 17:53	MIN
Jan 9	Vs STL	0-0,0/-1 11:07	0-0,2/-1 14:11	MIN	MIN	0-0,1/0 14:51	0-0,1/0 18:16	MIN
Jan 11	Vs CBJ	0-0,1/1 12:44	1-0,1/0 11:48	DND	MIN	0-0,3/0 13:49	0-0,0/0 18:52	MIN
Jan 13	Vs TOR	1-1,2/2 12:14	1-2,7/4 15:27	DND	MIN	0-1,3/2 13:31	0-2,2/1 18:57	MIN
Jan 15	Vs DAL	0-0,2/0 14:11	0-0,2/0 15:15	DND	MIN	0-0,1/0 17:07	0-0,0/0 18:13	MIN
Jan 17	Vs SEA	0-0,1/-1 13:05	0-1,3/1 15:13	DND	MIN	1-0,2/0 14:03	0-1,0/1 19:17	MIN
Jan 21	Vs PHI	0-1,0/1 11:26	0-0,1/1 15:00	MIN	MIN	0-0,1/0 16:51	0-0,2/0 16:51	MIN
Jan 24	@ NSH	0-0,0/-1 11:51	0-0,0/1 15:35	MIN	MIN	1-1,7/0 15:10	0-0,0/1 19:42	MIN
Jan 26	@ TBL	0-0,2/0 12:50	0-0,3/0 13:13	MIN	MIN	0-0,5/0 15:28	0-0,1/0 13:40	MIN
Jan 27	@ FLA	0-0,3/-1 11:42	0-1,0/1 16:15	MIN	MIN	1-0(W),2/0 15:23	0-0,1/-1 18:06	MIN
Jan 29	@ CAR	0-0,2/1 12:44	0-2,1/2 17:21	MIN	MIN	0-1,3/1 14:01	0-0,2/1 17:57	MIN
Jan 31	Vs DAL	0-0,1/-1 10:57	0-0,1/0 13:20	MIN	MIN	0-1,1/2 17:28	0-0,2/1 17:27	MIN
Feb 2	Vs VAN	DND	0-0,0/-1 14:38	MIN	MIN	0-1,1/2 16:27	0-0,0/-2 19:11	MIN
Feb 4	Vs DET	MIN	0-0,2/2 16:41	MIN	MIN	0-1,3/0 16:19	0-0,0/2 20:00	MIN
Feb 25	Vs COL	MIN	0-1,0/1 11:45	MIN	MIN	0-0,5/-1 16:44	0-0,1/1 16:46	MIN
Feb 27	Vs MIN	MIN	0-2,1/2 14:35	MIN	MIN	1-0,3/0 15:53	0-0,2/0 18:29	MIN
Mar 1	Vs CHI	MIN	0-0,1/-1 12:08	MIN	MIN	0-0,0/-1 12:32	0-0,0/-1 15:45	MIN
Mar 3	@ WSH	MIN	0-0,2/0 17:10	MIN	MIN	0-0,0/0 17:12	0-0,0/0 18:27	MIN
Mar 5	@ PHI	MIN	0-0,2/0 14:08	MIN	0-0,0/0 12:30	0-0,2/0 13:25	0-0,0/0 22:06	MIN
Mar 7	@ CBJ	MIN	0-0,3/2 14:40	MIN	MIN	0-0,3/0 15:34	0-1,0/1 18:07	MIN
Mar 9	@ CHI	MIN	0-0,1/1 12:52	MIN	MIN	1-0,2/0 14:40	0-1,0/0 20:50	MIN
Mar 10	@ MIN	MIN	0-0,3/-1 12:03	MIN	MIN	0-0,1/-2 14:57	0-0,1/-2 19:51	MIN
Mar 12	Vs CHI	MIN	0-0,3/0 12:47	MIN	MIN	0-0,0/-1 15:56	0-0,0/-1 16:47	MIN
Mar 14	Vs PIT	MIN	0-0,0/0 10:28	MIN	MIN	0-0,2/-1 15:09	1-0,1/2 16:44	MIN
Mar 16	@ DAL	MIN	1-0,2/1 13:23	MIN	MIN	0-0,2/0 16:57	0-0,1/-2 18:51	MIN
Mar 19	@ VGK	MIN	1-0,2/1 13:23	MIN	MIN	1-1,2/2 14:01	0-0,0/0 17:39	MIN
Mar 20	Vs ANA	MIN	0-0,0/-1 10:39	MIN	MIN	0-0,3/-2 14:44	0-0,1/0 16:24	MIN
Mar 22	Vs LAK	MIN	0-0,3/0 14:31	MIN	MIN	0-0,0/0 17:29	0-0,3/-1 19:22	MIN
Mar 24	Vs EDM	MIN	0-0,0/-1 16:30	MIN	MIN	0-0,0/0 00:17	0-1,0/0 15:17	MIN
Mar 26	Vs WSH	0-0,0/-1 09:08	0-0,0/-1 10:05	MIN	MIN	INJ	0-0,3/-1 16:19	MIN
Mar 28	@ LAK	MIN	1-0,2/1 14:04	MIN	MIN	INJ	0-1,2/-1 17:51	MIN
Apr 2	@ SEA	MIN	0-0,0/0 09:00	MIN	MIN	INJ	0-0,0/1 17:40	MIN
Apr 4	@ VAN	MIN	INJ	DND	DND	INJ	0-1,0/2 17:27	MIN
Apr 7	Vs EDM	MIN	INJ	DND	DND	INJ	0-1,1/2 17:50	MIN
Apr 9	Vs NSH	MIN	INJ	DND	DND	INJ	0-0,1/0 18:42	MIN
Apr 11	Vs CAR	MIN	INJ	MIN	0-0,2/-1 13:20	INJ	0-0,1/0 17:37	MIN
Apr 12	@ CGY	MIN	INJ	DND	0-0,0/-1 13:31	INJ	0-0,1/-2 20:06	MIN
Apr 14	Vs WPG	MIN	INJ	DND	DND	INJ	0-0,1/0 19:50	MIN
Apr 16	Vs STL	MIN	INJ	DND	0-0,1/0 12:19	INJ	0-0,0/-1 16:21	MIN

PLAYER GAME-BY-GAME

DATE	OPP.	O'BRIEN #35	DURZI #50	WEEGAR #52	CARCONI #53	YAMAMOTO #56	DeSIMONE #57	CROUSE #67
Oct 9	@ COL	DND	0-0,2/-1 20:53	CGY	DND	0-0,1/0 12:28	DND	0-0,2/0 15:05
Oct 11	@ NSH	DND	0-1,0/1 16:58	CGY	DND	0-0,1/0 09:28	DND	0-0,0/-1 16:15
Oct 13	@ CHI	DND	INJ	CGY	0-0,0/-1 07:39	0-0,0/0 14:02	DND	0-0,0/-1 12:01
Oct 15	Vs CGY	DND	INJ	CGY	0-0,1/0 07:55	0-0,0/0 11:13	DND	0-0,2/1 13:45
Oct 17	Vs SJS	1-0,2/0 10:09	INJ	CGY	1-0,3/1 12:19	DND	DND	0-1,4/1 16:18
Oct 19	Vs BOS	0-0,1/0 07:46	INJ	CGY	0-0,3/0 08:17	DND	DND	0-0,1/0 14:45
Oct 21	Vs COL	0-0,3/-1 11:52	INJ	CGY	0-1,3/1 12:49	DND	DND	1-0,4/1 15:45
Oct 23	@ STL	0-0,0/-1 09:42	INJ	CGY	0-0,2/-2 10:46	DND	DND	0-0,2/-1 12:52
Oct 25	@ MIN	0-0,4/0 09:02	INJ	CGY	0-0,3/-1 11:00	DND	DND	0-0,1/-1 16:10
Oct 26	@ WPG	DND	INJ	CGY	1-0,2/1 10:13	0-1,0/1 12:22	DND	0-0,3/0 13:35
Oct 28	@ EDM	0-0,0/-2 08:08	INJ	CGY	0-0,1/-1 12:39	DND	DND	0-0,3/-1 13:55
Nov 2	Vs TBL	DND	INJ	CGY	0-0,2/1 10:26	1-0,4/1 12:10	DND	1-0,3/1 12:41
Nov 4	@ BUF	DND	INJ	CGY	0-0,3/0 11:44	0-0,1/0 12:42	DND	0-0,1/0 13:30
Nov 5	@ TOR	DND	INJ	CGY	1-0,2/1 13:51	0-0,0/0 13:23	DND	0-1,0/1 13:22
Nov 8	@ MTL	DND	INJ	CGY	0-1,1/1 12:20	1-0,2/-1 11:44	DND	1-0,1/0 16:14
Nov 9	@ OTT	DND	INJ	CGY	0-0,1/-3 10:11	0-0,1/0 12:10	0-1,1/0 12:47	0-0,3/-2 11:53
Nov 12	Vs BUF	DND	INJ	CGY	0-1,1/1 11:51	0-0,0/-1 11:27	1-0,4/-1 16:32	1-0(W),2/3 14:43
Nov 14	Vs NYI	DND	INJ	CGY	0-0,2/0 09:21	0-0,0/0 11:01	0-0,0/0 11:21	0-1,0/-1 18:49
Nov 17	@ ANA	0-0,0/0 08:39	INJ	CGY	0-0,1/1 12:34	DND	0-0,0/1 16:51	0-0,3/0 16:01
Nov 18	@ SJS	DND	INJ	CGY	0-0,3/0 11:34	0-0,0/-1 13:06	0-0,3/1 16:37	0-1,0/2 14:26
Nov 20	Vs VGK	0-0,2/-1 09:52	INJ	CGY	0-0,5/0 15:11	DND	0-0,1/-1 17:12	0-0,1/-1 13:57
Nov 22	Vs NYR	DND	INJ	CGY	0-0,1/-1 13:36	0-1,0/2 08:55	1-0(W),2/1 20:13	0-0,2/1 17:47
Nov 24	Vs VGK	DND	INJ	CGY	0-0,2/0 12:56	0-0,0/2 12:07	0-0,1/0 20:54	0-0,1/1 17:44
Nov 26	Vs MTL	DND	0-0,0/0 21:34	CGY	1-0,4/1 09:45	1-0,1/1 11:08	0-0,0/-1 15:10	0-0,1/-1 15:42
Nov 28	@ DAL	DND	0-0,2/-1 22:29	CGY	0-1,0/2 11:33	0-1,0/1 12:33	DND	0-1,3/0 16:17
Nov 29	@ STL	DND	0-0,2/0 18:35	CGY	0-0,2/0 14:52	0-0,1/-1 13:40	0-0,1/-1 16:32	0-0,0/0 15:21
Dec 1	@ SJS	DND	0-0,1/-3 17:02	CGY	0-1,1/1 10:26	0-0,4/-2 10:10	DND	2-0,2/2 15:01
Dec 3	@ ANA	1-0,2/1 10:00	0-1,3/0 19:01	CGY	0-1,4/1 13:01	0-0,0/1 11:10	DND	1-0(W),2/1 19:30
Dec 5	@ VAN	0-0,1/0 08:51	0-0,0/-1 18:31	CGY	0-0,1/-1 12:57	0-1,0/1 11:06	DND	0-0,2/0 17:13
Dec 6	@ CGY	0-0,2/0 06:47	0-0,1/-1 24:19	CGY	0-0,3/-1 14:16	0-0,2/0 09:29	DND	0-0,2/-1 15:53
Dec 8	Vs LAK	0-0,0/-1 10:14	0-0,3/-2 23:41	CGY	0-0,2/-2 15:03	DND	DND	0-0,0/-1 18:27
Dec 10	Vs FLA	0-0,1/0 08:22	0-1,2/0 20:15	CGY	0-0,2/0 13:01	DND	DND	0-1,2/0 18:09
Dec 12	Vs SEA	0-1,1/0 08:11	0-0,3/-2 18:07	CGY	0-0,2/0 12:38	1-0,1/0 09:11	DND	1-0,1/1 16:38
Dec 14	@ PIT	0-0,0/1 07:26	1-0,2/-1 17:59	CGY	2-0,5/-1 12:20	0-1,0/1 09:18	DND	0-0,2/-1 18:24
Dec 16	@ BOS	0-0,1/0 09:52	0-1,1/-1 23:02	CGY	0-0,2/-1 15:14	0-0,0/0 11:30	DND	0-0,0/-2 15:04
Dec 17	@ DET	0-0,1/0 09:49	0-1,5/2 18:10	CGY	0-1,1/1 13:44	0-0,1/0 09:48	0-0,1/2 12:47	0-0,0/1 17:51
Dec 19	Vs NJD	0-0,0/0 07:22	0-1,4/-1 19:00	CGY	0-0,1/0 14:21	DND	0-0,3/0 12:05	0-0,4/0 14:08
Dec 21	Vs WPG	0-0,0/1 11:29	0-1,1/0 21:43	CGY	0-0,1/0 12:45	DND	0-0,1/1 13:29	1-0,1/0 17:10
Dec 23	@ COL	0-0,0/0 06:41	0-0,2/-1 20:35	CGY	0-0,2/0 14:36	DND	0-0,0/0 11:37	0-0,3/0 20:11
Dec 29	Vs NSH	0-0,0/0 06:59	0-1,1/0 20:23	CGY	0-0,2/-2 13:59	DND	0-0,1/-2 11:42	0-1,2/0 17:33
Jan 1	@ NYI	0-0,1/-1 11:04	0-1,2/1 20:21	CGY	0-0,1/0 13:18	DND	0-0,0/1 15:46	0-2,0/3 16:45
Jan 3	@ NJD	0-0,0/0 10:01	0-1,1/-2 20:44	CGY	1-0,3/0 11:44	DND	0-0,0/0 14:25	0-0,2/0 15:07
Jan 5	@ NYR	DND	1-0(W),2/1 22:09	CGY	1-0,1/1 13:32	DND	0-0,1/0 10:42	0-1,0/1 19:40
Jan 7	Vs OTT	DND	0-0,2/1 23:12	CGY	0-0,2/0 11:53	0-0,0/0 11:36	0-0,0/-1 09:28	1-0,3/2 17:51
Jan 9	Vs STL	DND	1-0(W),2/1 23:09	CGY	0-0,2/-1 11:43	DND	0-0,0/0 12:08	1-1,1/3 18:06
Jan 11	Vs CBJ	DND	0-0,2/1 22:04	CGY	0-0,1/0 12:32	0-0,2/-1 10:59	0-1,0/0 12:06	0-0,2/1 19:14
Jan 13	Vs TOR	0-0,1/-1 09:07	0-0,2/1 20:41	CGY	1-1,5/4 15:30	DND	0-0,2/1 14:03	0-0,1/0 19:06
Jan 15	Vs DAL	0-0,0/0 08:30	0-0,1/0 20:08	CGY	0-0,0/0 14:45	DND	0-0,0/1 12:53	0-0,3/2 18:11
Jan 17	Vs SEA	0-0,0/0 08:50	0-0,1/-3 18:01	CGY	0-0,3/1 14:23	DND	0-0,0/0 15:15	1-2,4/3 18:42
Jan 21	Vs PHI	0-0,0/0 06:06	0-0,0/2 20:13	CGY	0-0,1/0 14:25	DND	0-0,3/0 13:39	1-0,2/1 20:40
Jan 24	@ NSH	0-0,2/0 12:11	0-2,2/1 20:14	CGY	1-0,1/1 15:10	1-1(W),1/2 14:49	0-0,0/1 14:53	DND
Jan 26	@ TBL	DND	0-0,2/0 20:39	CGY	0-0,4/0 12:55	0-0,1/0 10:06	0-0,0/0 13:23	0-0,0/0 17:51
Jan 27	@ FLA	0-0,0/-1 07:58	1-1,2/1 19:56	CGY	0-1,1/1 12:13	0-0,0/1 10:45	0-0,0/-1 12:16	0-0,0/0 20:26
Jan 29	@ CAR	0-0,0/0 10:50	0-0,0/1 19:32	CGY	1-1,2/2 12:52	0-1,1/1 11:19	0-0,2/-2 19:50	0-0,2/0 19:50
Jan 31	Vs DAL	DND	0-0,1/-1 18:26	CGY	0-0,0/0 13:06	2-0,2/2 13:56	0-0,2/1 14:37	0-0,0/0 16:54
Feb 2	Vs VAN	0-0,0/0 08:29	0-1,0/0 16:57	CGY	0-0,1/-2 12:08	0-1,1/1 14:21	0-0,1/0 16:00	1-1,3/3 18:35
Feb 4	Vs DET	0-0,1/0 08:10	1-0,2/1 19:46	CGY	0-0,0/2 12:34	0-0,1/0 11:45	0-0,0/1 14:47	0-1,2/1 19:30
Feb 25	Vs COL	DND	0-0,1/-1 19:43	CGY	DND	0-0,1/-1 11:16	0-0,1/0 14:17	0-0,3/-1 15:56
Feb 27	Vs MIN	DND	0-1,1/1 18:53	CGY	0-0,2/0 11:50	0-0,0/0 12:19	DND	2-0(W),5/2 15:33
Mar 1	Vs CHI	DND	0-0,2/0 22:41	CGY	0-0,2/-1 10:27	0-0,0/0 14:01	DND	0-0,2/0 15:15
Mar 3	@ WSH	DND	0-1,1/1 19:51	CGY	0-0,0/0 10:57	0-0,0/0 11:33	DND	0-0,2/0 17:15
Mar 5	@ PHI	DND	0-1,0/0 21:58	DND	1-0,2/1 12:07	0-0,2/0 13:04	0-0,1/0 17:45	0-0,2/0 14:25
Mar 7	@ CBJ	DND	0-0,3/0 23:06	0-1,1/0 23:21	1-1,1/0 09:58	0-0,0/0 12:56	0-1,0/2 15:05	0-1,1/0 17:02
Mar 9	@ CHI	DND	0-0,0/-2 21:26	0-0,2/-1 20:13	0-0,2/0 10:45	0-0,1/0 12:38	0-1,0/1 14:17	0-0,1/0 15:18
Mar 10	@ MIN	DND	0-0,0/-4 20:13	0-0,0/-2 16:43	0-0,2/-1 11:44	0-0,3/-2 10:47	0-0,0/-2 17:58	0-0,2/0 15:21
Mar 12	Vs CHI	DND	0-0,0/-1 15:53	0-0,2/1 23:48	0-1,2/1 14:32	0-0,0/0 12:35	DND	0-0,1/0 17:26
Mar 14	Vs PIT	DND	0-0,0/2 15:53	0-0,2/0 21:15	0-0,3/-1 10:21	0-0,0/0 07:53	DND	0-0,0/-1 16:42
Mar 16	@ DAL	DND	0-0,0/-2 17:43	0-0,2/4 21:08	1-0,2/-1 14:22	1-0(W),2/1 10:00	DND	1-0,1/1 18:12
Mar 19	@ VGK	DND	0-0,0/0 15:41	0-0,0/2 22:27	0-0,2/1 13:34	0-0,0/0 12:23	DND	0-1,0/2 15:04
Mar 20	Vs ANA	DND	0-1,0/0 15:42	0-0,2/-1 20:12	0-0,3/-1 12:44	0-0,0/0 07:17	DND	0-0,2/-2 20:29
Mar 22	Vs LAK	DND	0-0,0/0 20:12	0-0,2/0 21:20	0-0,2/0 14:38	0-0,2/0 12:12	DND	2-1,5/1 17:41
Mar 24	Vs EDM	DND	0-1,1/-1 18:07	0-1,1/0 19:58	0-1,1/0 15:40	0-0,0/0 13:38	DND	1-0,3/-1 19:14
Mar 26	Vs WSH	DND	0-0,1/-1 14:37	1-0,2/-1 20:27	0-0,2/-2 15:23	DND	DND	0-0,2/-1 10:11
Mar 28	@ LAK	DND	0-0,2/-1 14:09	0-0,3/1 21:08	0-0,2/1 13:01	0-0,0/1 13:29	DND	0-0,3/1 16:12
Apr 2	@ SEA	DND	0-1,2/1 16:23	0-1,2/1 19:33	1-0,3/0 15:03	0-2,0/2 11:23	DND	0-0,1/-1 15:47
Apr 4	@ VAN	1-0,1/1 10:21	0-0,2/1 19:31	INJ	0-0,1/0 12:53	1-0,2/0 11:13	0-1,1/1 15:54	1-1(W),2/2 15:09
Apr 7	Vs EDM	DND	0-2,0/2 15:24	0-0,1/0 18:59	0-2,1/0 15:11	0-0,2/0 17:10	0-0,0/-1 03:19	0-1,2/0 21:01
Apr 9	Vs NSH	0-0,2/0 08:39	0-0,2/2 15:55	0-0,3/1 20:45	0-0,2/0 14:35	1-0,2/1 14:02	DND	1-0,2/1 16:27
Apr 11	Vs CAR	0-0,2/0 08:46	0-0,0/-1 17:34	0-0,1/-1 18:54	0-0,1/-1 12:47	0-0,4/-1 11:21	DND	0-0,3/0 17:06
Apr 12	@ CGY	0-0,2/-1 10:29	0-0,6/-2 16:50	0-1,2/0 21:23	0-0,1/0 12:03	0-0,1/-2 11:21	DND	1-0,2/0 18:55
Apr 14	Vs WPG	0-0,1/0 08:47	0-0,1/0 09:46	0-0,0/-1 18:53	0-0,0/1 14:28	0-0,3/1 10:14	DND	0-0,1/-1 17:32
Apr 16	Vs STL	0-0,1/0 12:06	INJ	0-2,1/0 17:29	1-0,3/1 17:49	1-0,2/-1 14:11	0-0,2/-1 16:27	1-0,2/-2 18:35

PLAYER GAME-BY-GAME

DATE	OPP.	PETERKA #77	STENLUND #82	SCHMIDT #88	COOLEY #92	SERGACHEV #98	VILLALTA #31	VANĚČEK #41
Oct 9	@ COL	0-0,2/-1 17:50	0-0,1/0 16:42	0-0,1/-1 19:12	0-0,1/-1 21:49	0-0,5/0 24:21	MIN	DNP
Oct 11	@ NSH	0-1,1/1 15:08	0-0,1/0 17:28	0-0,1/-1 18:41	1-0,3/1 22:40	0-0,0/0 28:10	MIN	DNP
Oct 13	@ CHI	1-0,1/1 17:27	0-0,0/-1 15:37	0-0,3/0 19:45	0-0,0/0 18:25	0-0,2/-1 24:49	MIN	2/13 L 59:40
Oct 15	Vs CGY	1-0(W),2/1 16:30	1-0,3/1 14:30	0-0,1/2 22:29	0-0,4/1 20:28	0-0,1/1 24:21	MIN	DNP
Oct 17	Vs SJS	0-0,4/0 17:15	0-0,0/0 15:02	0-0,2/1 21:17	0-1,0/0 16:21	0-0,1/2 23:58	MIN	DNP
Oct 19	Vs BOS	0-1,1/1 13:44	0-0,1/0 15:42	0-0,2/2 21:42	1-0,3/1 17:25	0-0,2/1 25:07	MIN	2/26 W 59:55
Oct 21	Vs COL	0-0,1/0 16:48	0-1,1/0 18:55	0-0,0/-1 19:55	0-0,2/0 19:20	1-2,4/1 24:56	MIN	DNP
Oct 23	@ STL	0-3,2/4 16:14	0-0,1/-1 14:59	0-0,1/0 22:16	3-1,4/2 18:16	0-2,0/1 23:10	MIN	DNP
Oct 25	@ MIN	1-0,2/2 13:31	0-0,1/0 16:21	0-1,1/4 21:16	2-1,5/2 13:58	0-2,0/1 22:20	MIN	DNP
Oct 26	@ WPG	0-1,0/0 17:40	0-0,1/1 16:03	0-1,2/2 21:34	0-1,3/0 19:51	1-0,4/-1 26:09	MIN	2/30 W 60:00
Oct 28	@ EDM	1-0,3/-1 16:54	0-0,0/-2 12:45	0-0,1/-1 20:30	0-0,1/-1 18:06	0-1,1/-1 26:19	MIN	DNP
Nov 2	Vs TBL	0-0,3/-2 16:43	0-0,0/1 13:49	0-0,3/-1 21:55	0-0,1/-1 18:30	0-0,2/-2 24:49	MIN	DNP
Nov 4	@ BUF	0-0,3/-1 15:37	0-0,1/0 13:53	0-0,2/1 20:40	0-0,1/-1 16:40	0-1,1/0 24:53	MIN	DNP
Nov 5	@ TOR	0-0,1/-2 13:42	0-0,2/0 13:17	0-1,1/2 19:34	0-1,1/2 18:52	1-0,3/-1 24:26	MIN	4/18 L 58:19
Nov 8	@ MTL	0-0,2/-1 18:56	0-1,0/-1 14:10	0-0,1/-1 23:28	0-0,0/-2 18:58	0-0,1/-3 23:46	MIN	DNP
Nov 9	@ OTT	0-0,2/0 17:33	0-0,1/0 12:11	0-0,2/-2 20:22	0-1,1/2 20:50	0-1,1/0 26:07	MIN	4/25 L 57:14
Nov 12	Vs BUF	1-1,3/2 13:43	0-0,1/-1 14:19	0-1,0/3 22:47	0-1,5/1 20:48	0-1,5/2 26:24	MIN	DNP
Nov 14	Vs NYI	1-0,3/-2 16:25	0-0,2/0 15:23	0-0,2/-1 21:30	0-0,2/0 19:44	0-1,3/-1 25:33	MIN	DNP
Nov 17	@ ANA	0-0,0/-1 16:45	0-0,0/0 13:35	0-1,1/0 21:52	1-0,2/0 19:21	0-1,0/-2 24:18	MIN	DNP
Nov 18	@ SJS	2-0,2/2 13:57	0-0,3/0 17:29	0-1,0/0 21:55	0-1,1/0 18:23	0-0,3/0 27:32	MIN	3/22 O 62:52
Nov 20	Vs VGK	0-0,1/-2 13:14	0-0,0/-1 10:53	1-0,2/0 19:32	0-0,2/-1 18:37	0-0,3/-2 21:36	MIN	DNP
Nov 22	Vs NYR	1-0,4/1 15:41	0-0,0/0 13:24	0-1,3/1 20:13	0-0,2/0 14:17	0-0,2/0 25:26	MIN	DNP
Nov 24	Vs VGK	0-0,3/1 16:38	0-0,0/0 14:50	0-0,0/2 21:22	4-1(W),5/4 15:20	0-0,4/2 22:15	MIN	DNP
Nov 26	Vs MTL	0-0,1/-1 12:40	0-1,3/0 14:59	0-0,1/0 17:35	0-1,2/1 15:31	0-1,4/-1 25:42	MIN	DNP
Nov 28	@ DAL	0-0,2/0 17:23	0-0,1/-1 13:18	0-0,2/2 19:37	1-0,1/1 15:24	0-0,2/0 25:10	MIN	4/28 L 58:25
Nov 29	@ STL	0-0,1/0 18:32	0-0,0/0 15:26	0-0,0/0 18:58	0-0,2/0 11:01	0-0,1/0 22:40	MIN	DNP
Dec 1	@ SJS	1-0,4/0 21:25	0-0,0/-1 13:42	0-1,1/0 19:05	0-0,4/-2 15:23	0-1,5/-2 23:53	MIN	3/21 L 46:51
Dec 3	@ ANA	2-2,6/3 15:12	0-0,0/0 15:48	0-0,0/0 20:47	0-0,0/1 15:41	0-0,1/1 21:42	MIN	DNP
Dec 5	@ VAN	0-1,1/1 17:08	1-1,3/2 14:08	0-0,0/-1 19:37	0-0,2/0 16:47	1-1,1/1 23:53	MIN	DNP
Dec 6	@ CGY	0-0,2/-1 21:34	0-0,0/0 11:42	0-0,1/0 21:43	INJ	0-0,3/-2 22:12	MIN	1/22 L 59:10
Dec 8	Vs LAK	0-1,0/0 22:07	0-0,0/-2 13:35	0-0,0/-2 18:23	INJ	0-1,4/-2 24:01	MIN	DNP
Dec 10	Vs FLA	0-0,1/-2 20:37	0-0,1/0 15:33	0-0,0/-2 16:24	INJ	0-0,1/-1 25:58	MIN	DNP
Dec 12	Vs SEA	1-0(W),4/1 16:47	0-3,2/1 16:56	0-0,1/1 21:20	INJ	0-1,4/2 22:08	MIN	DNP
Dec 14	@ PIT	0-1,8/0 21:55	0-0,1/0 13:32	1-0,1/0 19:44	INJ	0-1,1/-1 23:29	MIN	DNP
Dec 16	@ BOS	0-0,2/0 17:42	0-0,3/0 14:26	0-0,0/0 17:19	INJ	0-0,2/-1 25:28	MIN	4/23 L 60:00
Dec 17	@ DET	0-1,0/1 13:52	0-1,1/1 16:04	0-0,0/1 19:19	INJ	0-1,0/2 22:32	MIN	DNP
Dec 19	Vs NJD	0-0,2/-1 18:59	0-0,0/0 13:34	0-0,0/0 19:55	INJ	0-0,2/-1 25:40	MIN	DNP
Dec 21	Vs WPG	1-0,1/1 16:55	0-0,1/0 16:57	0-0,1/1 17:38	INJ	0-2,2/1 25:19	MIN	DNP
Dec 23	@ COL	0-0,2/-1 17:08	0-0,0/0 13:05	0-0,0/0 20:26	INJ	0-0,2/-1 22:11	MIN	1/26 L 57:42
Dec 29	Vs NSH	1-0,3/1 23:05	0-0,1/0 08:38	0-0,1/1 18:25	INJ	1-0,3/0 25:19	DNP	4/26 L 58:15
Jan 1	@ NYI	0-1,0/2 15:29	0-0,0/-1 15:40	0-0,0/2 18:54	INJ	1-2,2/0 20:36	DNP	DNP
Jan 3	@ NJD	0-0,3/0 15:52	0-0,1/0 14:11	0-0,2/0 21:38	INJ	0-0,1/-3 20:59	MIN	DNP
Jan 5	@ NYR	0-0,3/1 15:41	0-0,0/0 12:21	0-0,2/1 20:57	INJ	0-0,1/1 26:48	MIN	DNP
Jan 7	Vs OTT	0-0,0/-1 10:59	ILL	0-1,0/2 17:36	INJ	0-1,3/1 25:20	MIN	DNP
Jan 9	Vs STL	0-1,2/0 16:48	0-0,0/-1 15:59	0-0,1/0 18:24	INJ	0-1,2/1 25:39	MIN	DNP
Jan 11	Vs CBJ	0-0,1/0 15:59	0-0,1/0 16:29	0-0,1/0 19:48	INJ	1-0,2/1 25:20	MIN	3/36 O 61:01
Jan 13	Vs TOR	1-1,2/2 15:16	0-0,0/-1 15:09	0-1,1/3 19:18	INJ	0-0,2/1 23:59	MIN	DNP
Jan 15	Vs DAL	0-0,3/0 14:32	0-0,1/0 14:29	0-0,1/2 20:17	INJ	0-0,2/0 23:23	MIN	DNP
Jan 17	Vs SEA	0-0,3/-1 15:37	1-0,1/1 14:26	2-2(W),5/4 20:39	INJ	0-0,2/-1 20:50	MIN	DNP
Jan 21	Vs PHI	1-0,1/1 14:08	0-0,1/-1 16:05	0-0,1/-1 20:12	INJ	0-1,0/2 26:34	MIN	DNP
Jan 24	@ NSH	1-0,0/0 14:08	0-0,1/0 15:41	0-0,1/1 20:21	INJ	0-3,1/1 23:32	MIN	DNP
Jan 26	@ TBL	0-0,2/0 14:27	0-0,0/0 13:47	0-0,0/0 21:03	INJ	0-0,2/0 25:04	MIN	DNP
Jan 27	@ FLA	0-0,1/-2 16:50	0-1,3/0 16:37	0-0,2/0 18:30	INJ	1-0,2/1 25:37	MIN	3/30 W 59:58
Jan 29	@ CAR	1-0,1/1 15:43	0-0,1/-1 16:10	0-0,0/1 20:44	INJ	0-0,2/1 24:29	MIN	DNP
Jan 31	Vs DAL	0-2,1/2 17:50	0-0,1/-1 15:31	0-0,0/1 18:33	INJ	0-0,1/-1 25:17	MIN	DNP
Feb 2	Vs VAN	1-0,1/1 18:14	0-0,0/0 15:05	0-0,0/2 20:07	INJ	1-0(W),1/2 23:50	MIN	DNP
Feb 4	Vs DET	0-0,0/0 14:48	0-0,0/0 14:49	0-0,0/0 17:30	INJ	0-0,0/2 25:02	MIN	DNP
Feb 25	Vs COL	0-0,0/-1 12:43	0-0,0/-1 14:34	0-0,2/-2 17:10	0-1,1/1 17:21	0-1,5/0 25:40	MIN	DNP
Feb 27	Vs MIN	0-0,3/0 16:44	0-0,1/0 15:03	0-0,1/1 18:35	1-0,3/2 15:51	0-2,5/2 25:05	MIN	DNP
Mar 1	Vs CHI	0-0,3/0 18:10	0-0,2/-1 14:04	0-0,1/-1 19:12	0-0,1/-1 15:09	0-0,2/-1 24:02	MIN	DNP
Mar 3	@ WSH	1-0(W),5/0 14:22	0-0,0/0 12:49	0-0,0/0 22:58	0-1,1/0 14:04	1-0,4/1 18:33	MIN	DNP
Mar 5	@ PHI	0-0,3/0 13:47	0-1,1/1 13:17	0-0,2/2 22:12	0-0,0/0 13:55	INJ	MIN	0/16 W 60:00
Mar 7	@ CBJ	0-0,1/0 14:04	0-1,0/1 11:45	0-0,1/-1 21:02	2-0(W),5/1 18:02	INJ	MIN	DNP
Mar 9	@ CHI	0-0,2/0 13:13	0-0,0/0 13:51	0-0,2/1 22:02	0-0,1/0 15:14	INJ	MIN	3/26 O 62:36
Mar 10	@ MIN	0-0,2/-3 12:33	0-0,1/0 15:00	0-0,0/0 20:25	0-0,4/-3 15:49	INJ	MIN	DNP
Mar 12	Vs CHI	1-0,2/1 14:32	0-0,1/0 14:00	0-0,0/1 18:05	0-1,0/1 16:03	0-1,3/1 26:31	MIN	DNP
Mar 14	Vs PIT	0-0,1/0 14:39	0-1,1/1 12:41	0-0,2/-2 18:36	0-0,1/0 15:07	0-0,2/0 27:07	MIN	DNP
Mar 16	@ DAL	0-1,0/0 11:42	INJ	1-0,2/2 18:28	0-1,2/0 15:37	0-1,1/1 20:29	MIN	3/30 W 59:32
Mar 19	@ VGK	0-0,0/0 14:42	0-1,2/1 16:12	0-1,0/3 20:09	0-0,2/0 17:20	0-1,0/1 22:44	MIN	DNP
Mar 20	Vs ANA	0-1,2/0 13:06	0-0,0/0 13:15	0-0,4/0 18:13	0-0,1/-1 16:56	0-0,2/-3 23:15	MIN	2/22 L 59:06
Mar 22	Vs LAK	0-0,1/-1 14:20	0-2,1/2 15:11	0-0,1/0 12:26	0-0,0/-1 16:22	0-1,0/1 23:35	MIN	DNP
Mar 24	Vs EDM	0-0,1/0 15:45	0-0,0/-2 10:42	0-0,2/-1 19:29	0-0,1/-2 19:30	0-0,0/-3 22:30	MIN	0/10 17:28
Mar 26	Vs WSH	0-0,2/-1 14:03	0-0,3/-1 14:59	0-0,1/-2 16:46	1-0,3/0 20:25	0-3,2/-1 26:55	MIN	6/23 L 49:54
Mar 28	@ LAK	0-1,1/1 12:57	0-0,0/-1 14:47	0-0,2/2 20:44	2-0(W),3/1 16:38	0-4,1/1 25:13	MIN	DNP
Apr 2	@ SEA	1-0,4/1 16:42	0-0,1/0 13:43	0-0,0/-1 19:50	2-1,3/1 17:14	0-1,4/1 23:23	MIN	DNP
Apr 4	@ VAN	0-0,2/0 14:00	0-0,0/1 15:53	0-1,1/1 18:45	0-2,1/1 14:45	0-1,3/0 25:01	MIN	DNP
Apr 7	Vs EDM	1-0,3/0 16:37	0-0,1/-1 11:11	0-0,0/-1 17:13	0-1,3/1 18:28	0-1,3/0 25:34	MIN	DNP
Apr 9	Vs NSH	0-0,2/0 14:57	0-0,2/1 13:35	0-0,0/1 18:09	0-2,1/1 17:30	0-1,0/2 24:10	MIN	DNP
Apr 11	Vs CAR	0-0,0/-1 13:43	0-0,0/-1 13:12	0-0,0/-2 15:40	0-0,2/-2 23:11	0-1,2/0 25:32	MIN	DNP
Apr 12	@ CGY	0-0,2/-1 14:01	0-0,1/-1 15:07	0-0,1/-1 19:53	0-0,1/-2 16:17	0-0,1/0 22:25	DND	4/23 L 59:46
Apr 14	Vs WPG	1-0(W),4/1 15:02	0-0,0/1 13:52	0-1,1/3 18:16	1-1,3/1 18:17	0-1,6/-1 26:34	DND	DNP
Apr 16	Vs STL	0-1,3/-1 21:02	0-0,0/0 14:25	0-0,2/0 16:25	0-0,0/-2 13:51	0-0,1/-1 20:25	DND	1/10 L 18:31

PLAYER GAME-BY-GAME

DATE	OPP.	VEJ MELKA #70
Oct 9	@ COL	2/27 L 58:10
Oct 11	@ NSH	2/23 W 62:16
Oct 13	@ CHI	DNP
Oct 15	Vs CGY	1/20 W 59:42
Oct 17	Vs SJS	3/21 W 59:55
Oct 19	Vs BOS	DNP
Oct 21	Vs COL	3/33 W 60:33
Oct 23	@ STL	4/20 W 60:00
Oct 25	@ MIN	2/35 W 60:00
Oct 26	@ WPG	DNP
Oct 28	@ EDM	5/23 L 58:55
Nov 2	Vs TBL	3/25 L 58:47
Nov 4	@ BUF	1/18 W 60:41
Nov 5	@ TOR	DNP
Nov 8	@ MTL	6/23 L 60:00
Nov 9	@ OTT	DNP
Nov 12	Vs BUF	2/19 W 60:00
Nov 14	Vs NYI	3/21 O 61:33
Nov 17	@ ANA	3/26 O 61:38
Nov 18	@ SJS	DNP
Nov 20	Vs VGK	4/33 L 60:00
Nov 22	Vs NYR	2/22 W 60:00
Nov 24	Vs VGK	1/34 W 59:54
Nov 26	Vs MTL	4/17 L 57:15
Nov 28	@ DAL	DNP
Nov 29	@ STL	1/19 L 58:31
Dec 1	@ SJS	3/9 12:59
Dec 3	@ ANA	0/27 W 60:00
Dec 5	@ VAN	1/33 W 60:00
Dec 6	@ CGY	DNP
Dec 8	Vs LAK	3/26 L 58:08
Dec 10	Vs FLA	4/36 L 59:24
Dec 12	Vs SEA	3/37 W 59:42
Dec 14	@ PIT	4/16 W 60:16
Dec 16	@ BOS	DNP
Dec 17	@ DET	1/28 W 59:57
Dec 19	Vs NJD	2/22 L 57:41
Dec 21	Vs WPG	3/26 W 60:13
Dec 23	@ COL	INJ
Dec 29	Vs NSH	INJ
Jan 1	@ NYI	2/22 W 60:00
Jan 3	@ NJD	4/30 L 60:00
Jan 5	@ NYR	2/24 W 61:06
Jan 7	Vs OTT	1/33 W 60:00
Jan 9	Vs STL	2/28 W 60:00
Jan 11	Vs CBJ	DNP
Jan 13	Vs TOR	1/20 W 60:00
Jan 15	Vs DAL	1/27 W 60:00
Jan 17	Vs SEA	3/21 W 60:00
Jan 21	Vs PHI	4/29 W 60:35
Jan 24	@ NSH	2/29 W 60:00
Jan 26	@ TBL	2/29 L 60:00
Jan 27	@ FLA	DNP
Jan 29	@ CAR	5/33 L 60:00
Jan 31	Vs DAL	3/32 L 58:29
Feb 2	Vs VAN	2/24 W 59:27
Feb 4	Vs DET	1/30 W 59:58
Feb 25	Vs COL	4/26 L 57:56
Feb 27	Vs MIN	2/23 W 60:00
Mar 1	Vs CHI	4/28 L 60:00
Mar 3	@ WSH	2/25 W 59:50
Mar 5	@ PHI	DNP
Mar 7	@ CBJ	4/31 W 62:08
Mar 9	@ CHI	DNP
Mar 10	@ MIN	5/30 L 59:54
Mar 12	Vs CHI	3/23 O 63:57
Mar 14	Vs PIT	4/23 L 57:30
Mar 16	@ DAL	DNP
Mar 19	@ VGK	0/28 W 59:57
Mar 20	Vs ANA	DNP
Mar 22	Vs LAK	3/36 W 61:46
Mar 24	Vs EDM	4/15 L 40:00
Mar 26	Vs WSH	0/1 07:17
Mar 28	@ LAK	2/31 W 60:00
Apr 2	@ SEA	2/27 W 59:51
Apr 4	@ VAN	4/23 W 60:00
Apr 7	Vs EDM	5/26 W 60:06
Apr 9	Vs NSH	1/30 W 60:00
Apr 11	Vs CAR	3/28 L 57:19
Apr 12	@ CGY	DND
Apr 14	Vs WPG	3/24 W 59:29
Apr 16	Vs STL	3/18 40:00

IN-SEASON TRANSACTIONS

TRANSACTIONS (THROUGH APRIL 19)

April 19	Recalled Andrew Agozzino, Cam Hebig, Maveric Lamoureux, Ben McCartney, Scott Perunovich, Jaxson Stauber and Maksymilian Szuber from Tucson (AHL)
April 17	Recalled Daniil But and Matt Villalta from Tucson (AHL)
April 13	Assigned Matt Villalta to Tucson (AHL)
April 12	Recalled Kevin Rooney and Matt Villalta from Tucson (AHL)
April 11	Assigned Kevin Rooney to Tucson (AHL)
April 4	Recalled Dmitri Simashev from Tucson (AHL)
April 3	Recalled Kevin Rooney from Tucson (AHL)
March 31	Assigned Daniil But to Tucson (AHL)
March 25	Recalled Daniil But from Tucson (AHL)
March 25	Signed Michael Hrabal to a three-year, entry-level contract
March 23	Signed Caleb Desnoyers to a three-year, entry-level contract
March 20	Signed Michael Carcone to a two-year contract extension
March 14	Assigned Maksymilian Szuber to Tucson (AHL)
March 11	Signed Nick Schmaltz to an eight-year contract extension
March 9	Recalled Maksymilian Szuber from Tucson (AHL)
March 7	Activated MacKenzie Weegar from the Non-Roster Immigration list and assigned Dmitri Simashev to Tucson (AHL)
March 5	Recalled Dmitri Simashev from Tucson (AHL)
March 4	Acquired MacKenzie Weegar from the Calgary Flames in exchange for Olli Määttä , prospect Jonathan Castagna and three 2026 second-round picks
Feb. 25	Activated Logan Cooley and Alexander Kerfoot from injured reserve (IR)
Feb. 25	Assigned Dmitri Simashev and Maveric Lamoureux to Tucson (AHL)
Feb. 24	Recalled Dmitri Simashev and Maveric Lamoureux from Tucson (AHL)
Feb. 23	Assigned Ben McCartney, Maksymilian Szuber, and Kevin Connauton to Tucson (AHL)
Feb. 22	Recalled Maksymilian Szuber from Tucson (AHL) and assigned Scott Perunovich to Tucson
Feb. 21	Recalled Scott Perunovich and Kevin Connauton from Tucson (AHL)
Feb. 20	Assigned Daniil But, Dmitri Simashev, Maveric Lamoureux and Matt Villalta to Tucson (AHL)
Feb. 17	Recalled Daniil But, Ben McCartney, Dmitri Simashev, Maveric Lamoureux and Matt Villalta from Tucson (AHL)
Feb. 4	Assigned Daniil But to Tucson (AHL)
Jan. 31	Assigned Anson Thornton to the Utah Grizzlies (ECHL)
Jan. 30	Assigned Dmitri Simashev to Tucson (AHL)
Jan. 27	Recalled Dmitri Simashev from Tucson (AHL) and assigned Cam Hebig to Tucson
Jan. 21	Recalled Cam Hebig from Tucson (AHL)
Jan. 19	Assigned Kevin Rooney to Tucson (AHL)
Jan. 11	Placed Alexander Kerfoot on injured reserve and recalled Kevin Rooney from Tucson (AHL)
Jan. 5	Traded Juuso Välimäki to the Carolina Hurricanes in exchange for future considerations
Jan. 1	Activated Karel Vejmelka from IR and assigned Matt Villalta to Tucson (AHL)
Dec. 29	Assigned Juuso Välimäki to Tucson (AHL)
Dec. 29	Recalled Matt Villalta from Tucson (AHL) and placed Karel Vejmelka on IR retroactive to 12/23
Dec. 28	Placed Juuso Välimäki on waivers for the purpose of assignment to Tucson (AHL)
Dec. 18	Assigned Kevin Rooney to Tucson (AHL)
Dec. 11	Recalled Kevin Rooney from Tucson (AHL) and assigned Maveric Lamoureux to Tucson
Dec. 3	Assigned Kevin Rooney to Tucson (AHL)
Dec. 3	Recalled Maveric Lamoureux from Tucson (AHL)
Dec. 2	Placed Kevin Rooney on waivers for the purpose of assignment to Tucson (AHL)
Dec. 2	Recalled Daniil But from Tucson (AHL) and assigned Dmitri Simashev to Tucson
Nov. 27	Placed Olli Määttä on injured reserve
Nov. 27	Recalled Kevin Rooney from Tucson (AHL)
Nov. 23	Assigned Kevin Rooney to Tucson (AHL)
Nov. 16	Recalled Kevin Rooney from Tucson (AHL)

IN-SEASON TRANSACTIONS


Nov. 14	Assigned Kevin Rooney to Tucson (AHL)
Oct. 29	Signed Logan Cooley to an eight-year contract extension
Oct. 23	Assigned Andrew Agozzino to Tucson (AHL) and recalled Kevin Rooney from Tucson (AHL)
Oct. 22	Placed Andrew Agozzino on waivers for the purpose of assignment to Tucson (AHL)
Oct. 8	Assigned Kevin Rooney to Tucson (AHL)
Oct. 7	Placed Kevin Rooney on waivers for the purpose of assignment to Tucson (AHL)
Oct. 6	Signed Kevin Rooney to a one-year, two-way contract
Oct. 6	Assigned Daniil But to Tucson (AHL)
Oct. 6	Assigned Tij Iginla to Kelowna (WHL)
Oct. 6	Curtis Douglas claimed off waivers by Tampa Bay
Oct. 5	Placed Curtis Douglas on waivers for the purpose of assignment to Tucson (AHL)
Oct. 5	Assigned Cameron Hebig to Tucson (AHL)
Oct. 4	Assigned Matt Villalta to Tucson (AHL)
Oct. 4	Placed Cameron Hebig on waivers for the purpose of assignment to Tucson (AHL)
Oct. 3	Placed Matt Villalta on waivers for the purpose of assignment to Tucson (AHL)
Oct. 3	Assigned Scott Perunovich and Ben McCartney to Tucson (AHL)
Oct. 3	Assigned Gabe Smith to Moncton (QMJHL)
Oct. 2	Assigned Jaxson Stauber to Tucson (AHL)
Oct. 2	Placed Scott Perunovich and Ben McCartney on waivers for the purpose of assignment to Tucson (AHL)
Oct. 1	Assigned Maveric Lamoureux to Tucson (AHL)
Oct. 1	Assigned Cole Beaudoin to Barrie (OHL)
Oct. 1	Placed Jaxson Stauber on waivers for the purpose of assignment to Tucson (AHL)
Oct. 1	Traded Connor Ingram to the Edmonton Oilers in exchange for future considerations
Sept. 27	Assigned Kevin Connauton to Tucson (AHL)
Sept. 26	Assigned Owen Allard, Michal Kunc, Sam Lipkin, Julian Lutz, Miko Matikka, Noel Nordh, Artem Duda, Montana Onyebuchi, and Maksymilian Szuber to Tucson (AHL)
Sept. 26	Released Maksim Barbashev, Ryan McGregor, Austin Poganski, Jack Ricketts, Ty Tullio, Sammy Walker, Lleyton Moore, Dryden McKay and Dylan Wells from their tryout agreements, to report to Tucson (AHL)
Sept. 26	Assigned Caleb Desnoyers to Moncton (QMJHL)
Sept. 26	Placed Kevin Connauton on waivers for the purpose of assignment to Tucson (AHL)
Sept. 25	Placed Connor Ingram on waivers
Sept. 24	Assigned Ludvig Lafton (Dubuque - USHL), Tomas Lavoie (Cape Breton - QMJHL), Max Pšenička (Portland - WHL) and Veeti Väisänen (Medicine Hat - WHL) to their respective junior clubs
Sept. 24	Released Coster Dunn and Carson Harmer from their tryout agreements
Sept. 16	Signed forwards Ryan McGregor, Austin Poganski, Ty Tullio, and Sammy Walker; defenseman Lleyton Moore and goaltenders Dryden McKay and Dylan Wells to professional tryout (PTO) contracts
July 17	Signed Cameron Hebig to a two-year, two-way contract
July 15	Signed Michael Carcone to a one-year contract
July 7	Signed Jack McBain to a five-year contract extension
July 1	Signed Vitek Vaněček to a one-year contract
July 1	Signed Brandon Tanev to a three-year contract
July 1	Signed Nate Schmidt to a three-year contract
July 1	Signed Scott Perunovich to a one-year, two-way contract
July 1	Signed Kailer Yamamoto to a one-year, two-way contract
June 30	Acquired a conditional third-round pick in the 2027 NHL Draft from the Toronto Maple Leafs in exchange for Matias Maccelli
June 30	Signed Montana Onyebuchi to a two-year, two-way contract
June 25	Acquired JJ Peterka from the Buffalo Sabres in exchange for Josh Doan and Michael Kesselring; signed Peterka to a five-year contract extension
June 11	Signed Ben McCartney to a two-year, two-way contract
May 30	Signed Gabe Smith to a three-year, entry-level contract
May 29	Signed Nick DeSimone to a one-year contract
May 28	Signed Daniil But to a a three-year, entry-level contract
May 28	Signed Dmitri Simashev to a three-year, entry-level contract
April 24	Signed Michal Kunc to a one-year, two-way contract

INJURY REPORT

SEAN DURZI	Upper-body, missed 21 games	10/8-10/24
BARRETT HAYTON	Upper-body, missed two games	10/9-10/11
ALEXANDER KERFOOT	Lower-body, missed 36 games	10/9-12/17
LIAM O'BRIEN	Lower-body, missed four games	10/9-10/15
OLLI MÄÄTTÄ	Upper-body, missed eight games	11/28-12/10
BARRETT HAYTON	Illness, missed one game	11/28
LOGAN COOLEY	lower-body, missed 28 games	12/6-2/4
KAREL VEJMEJKA	Upper-body, miss two games	12/23-12/29
KEVIN STENLUND	Illness, missed one game	1/7
ALEXANDER KERFOOT	Lower-body, missed 12 games	1/11-2/4
LAWSON CROUSE	Illness, missed one game	1/24
DYLAN GUENTHER	Lower-body, missed two games	1/27-1/29
MICHAEL CARCONE	Illness, missed one game	2/25
MIKHAIL SERGACHEV	Lower-body, missed four games	3/5-3/10
KEVIN STENLUND	Lower-body, missed one game	3/16
BARRETT HAYTON	Upper-body, missed 10 games	3/26-4/16
JACK MCBAIN	Lower-body, missed seven games	4/4-4/16
MACKENZIE WEEGAR	Upper-body, missed one game	4/4
JOHN MARINO	Upper-body, missed two games	4/11-4/12
SEAN DURZI	Upper-body, missed one game	4/16

2025-26 MAN-GAMES LOST: 145

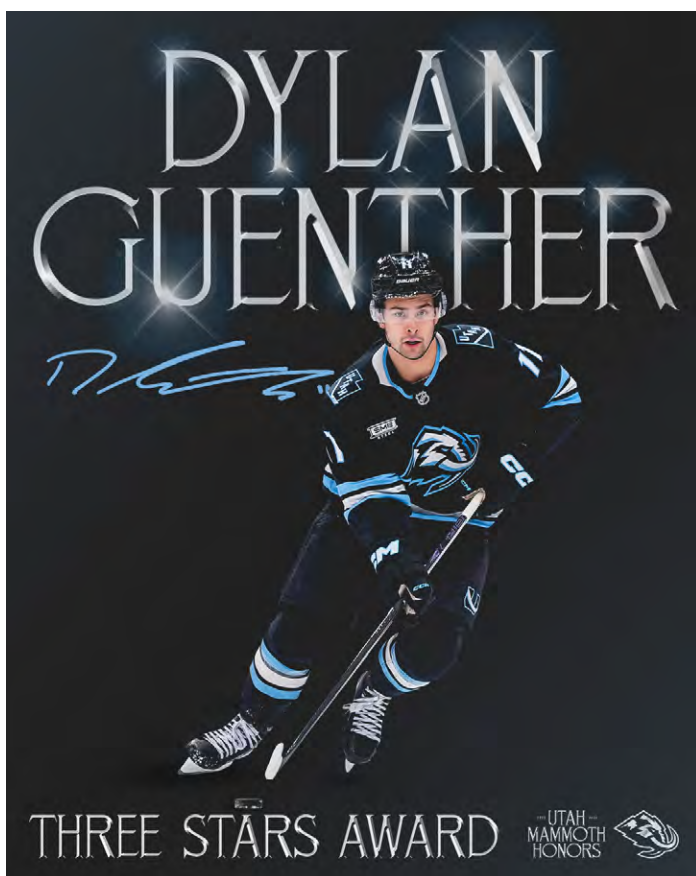
TEAM MVP AWARD & LEADING SCORER AWARD



FORWARD CLAYTON KELLER

Leading all Mammoth skaters in scoring for the second consecutive season, Keller was selected by his teammates as the player with the most valuable contributions to the team's success in 2025-26. Utah's captain posted a team-high 88 points (26g, 62a) in 82 games, reaching the 60-assist and 80-point marks for the second time in as many campaigns with the franchise. Keller tallied assists in 10 consecutive contests from March 26 to April 16, marking both the longest assist streak and longest point streak in franchise history. He also recorded a team- and career-high 28 multi-point performances, including his first Mammoth hat trick (3g, 1a) at Vancouver on April 4. Keller's 53 points (11g, 42a) on home ice were tied for the sixth-most in the NHL, and he scored three of his career-high four overtime winners at the Delta Center, with those four tallies tying for the second-most of any NHL skater. He paced Utah in even-strength points (23-38-61) and power-play points (3-24-27), factoring on nine of the team's league-high 14 power-play goals over the final three weeks of the season (March 24-April 16: 2g, 7a).


THREE STARS AWARD



FORWARD DYLAN GUENTHER

Guenther was recognized with the Three Stars Award for the second straight season, in recognition of receiving the most postgame star honors in 2025-26. He was selected as one of the Three Stars 21 times this season, with seven First Star recognitions. The 23-year-old forward was named First Star in three of Utah's first seven games (Oct. 11, Oct. 19-21) and scored game-winning goals in each of those contests. He was also named First Star in back-to-back road wins from March 3-5, with consecutive two-point efforts against Washington and Philadelphia. Guenther ranked third on the team with a career-high 73 points (40g, 33a) in 2025-26, and his franchise-record 40 goals are tied for the third-most of any NHL skater aged 23 or younger.

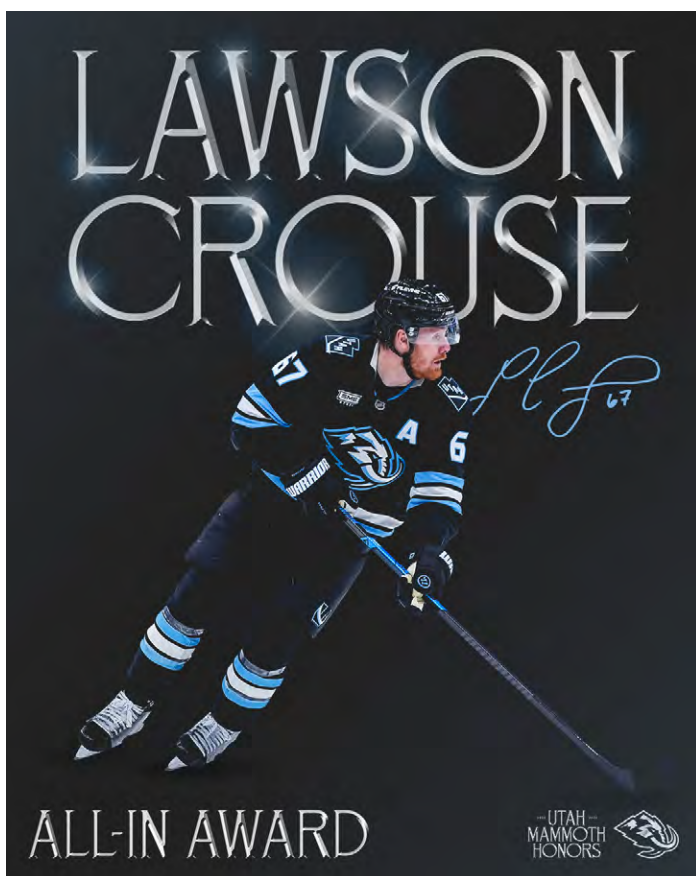
COMMUNITY-OBSESSED AWARD



FORWARD MICHAEL CARCONE

Selected as the player who is most active in the community, Carcone exemplified the meaning of this award with his initiatives around World Down Syndrome Day. Carcone was one of four players to team up with the NHL and For Bare Feet to create a pair of mismatched socks in honor of the day. Carcone took his efforts a step further by inviting his friend Welles and a group of children to walk in with players and watch a Mammoth game this season. Additionally, Carcone has attended multiple community events, including the team's hospital visit at Primary Children's Hospital, and donated both time and money to shop with youth from a local Boys & Girls Club during the holidays as part of the SEG Foundation's Pay It Forward initiative.

ALL-IN AWARD



FORWARD LAWSON CROUSE

Crouse was selected as the winner of the All-In Award, given to the player who leaves it all on the ice, from the opening puck drop to the final horn. Crouse was one of only six NHL skaters to register at least 20 goals (24) and 200 hits (211), ranking tied for fifth and second in those categories among Mammoth skaters, respectively. His 24 goals matched his career high set with Arizona in 2022-23, as he doubled his total from last season (12). Crouse also ranked second in blocked shots (52) and average shorthanded ice time (2:43) among Utah's forwards, and he was one of five Mammoth players to be assessed multiple fighting majors (2) this season.

2025-26 UTAH MAMMOTH PROSPECT STATISTICS

*Players acquired by Arizona and transferred to Utah on June 13, 2024

ALL STATS UPDATED THROUGH GAMES PLAYED ON APRIL 14

AMERICAN HOCKEY LEAGUE (AHL) – REGULAR SEASON

Tucson Roadrunners – 34-28-10-0 (78 points, 8th in Pacific)

SKATER	POS.	GP	G	A	P	+/-	PIM	PIM	DRAFT/ACQUIRED
Andrew Agozzino *A*	C	53	19	20	39	-2	22	111	Free Agent (7/2/24)
Owen Allard	C/LW	66	6	10	16	-9	14	75	Draft (2024, 5-135)
Maxim Barbashev	LW/RW	3	0	0	0	-1	0	0	AHL Deal (9/25/25)
Daniil But	LW	40	19	19	38	+0	36	126	*Draft (2023, 1-12)
Kevin Connauton *A*	D	27	0	4	4	-10	27	28	Free Agent (7/1/24)
Artem Duda	D	27	2	11	13	+7	22	51	*Draft (2022, 2-36)
Terrell Goldsmith	D	3	0	0	0	+1	7	1	*Draft (2023, 4-102)
Cam Hebig	C/RW	65	22	28	50	-1	30	161	Free Agent (3/6/25)
Michal Kunc	LW/RW	41	7	8	15	-5	10	50	Free Agent (4/24/25)
Maveric Lamoureux	D	62	5	14	19	+3	63	97	*Draft (2022, 1-29)
Sam Lipkin	C/LW	42	1	7	8	+12	27	31	*Draft (2021, 7-223)
Julian Lutz	C/LW	54	5	6	11	-10	46	38	*Draft (2022, 2-43)
Jalen Luypen	C/LW	21	3	2	5	+6	6	30	AHL PTO (1/26/26)
Miko Matikka	LW/RW	48	4	6	10	-14	19	55	*Draft (2022, 3-67)
Ben McCartney *A*	LW/RW	57	21	30	51	+0	73	133	*Draft (2020, 7-204)
Ryan McGregor	C	35	2	9	11	+1	14	36	AHL Deal (7/9/24)
Lleyton Moore	D	30	1	9	10	-3	4	35	AHL Deal (10/2/25)
Noel Nordh	LW/RW	57	6	14	20	-7	10	42	*Draft (2023, 3-72)
Montana Onyebuchi	D	43	1	9	10	-10	65	54	*Free Agent (7/2/23)
Scott Perunovich	D	63	9	37	46	+0	54	89	Free Agent (7/1/25)
Austin Poganski *C*	RW	67	22	31	53	+0	16	116	AHL Deal (7/8/24)
Jack Ricketts	C/LW	29	4	5	9	+2	12	34	AHL Deal (10/3/25)
Kevin Rooney	C/LW	44	12	12	24	-3	8	77	Free Agent (10/6/25)
Robbie Russo	D	57	5	12	17	-3	22	93	AHL Deal (7/10/24)
Dmitri Simashev	D	40	8	27	35	-1	31	93	*Draft (2023, 1-6)
Maksymilian Szuber	D	62	11	16	27	+2	48	102	*Draft (2022, 6-163)
Ty Tullio	RW	47	9	11	20	+3	36	81	AHL Deal (10/2/25)
Sammy Walker	C/RW	54	12	15	27	-12	16	121	AHL Deal (10/1/25)
GOALTENDER		GP	RECORD	GAA	SV%	SO	GA	MIN	DRAFT/ACQUIRED
Michael Hrabal		3	1-1-1	3.26	.898	0	10	184	*Draft (2023, 2-38)
Jaxson Stauber		35	14-15-6	3.14	.886	2	107	2047	Free Agent (7/5/24)
Matt Villalta		33	16-12-3	3.10	.895	1	99	1915	*Free Agent (7/2/23)

2025-26 UTAH MAMMOTH PROSPECT STATISTICS

ECHL – REGULAR SEASON

GOALTENDER	TEAM	GP	RECORD	GAA	SV%	SO	GA	MIN	ACQUIRED
Anson Thornton	Utah Grizzlies	1	0-0-0	1.52	.970	0	1	40	*Free Agent (10/11/21)

NATIONAL COLLEGIATE ATHLETIC ASSOCIATION (NCAA)

SKATER	TEAM	POS.	GP	G	A	P	+/-	PIM	SOG	DRAFT
Tanner Ludtke	Univ. of Minnesota	C	31	6	8	14	-12	32	50	*2023 (3-81)
Matthew Morden	Harvard Univ.	D	34	4	16	20	+5	25	57	*2022 (5-131)
Will Skahan	Boston College	D	31	1	0	1	+3	20	22	2024 (2-65)
Cal Thomas *co-C*	Univ. of Minnesota	D	31	1	4	5	-10	10	32	*2021 (6-171)

GOALTENDER	TEAM	GP	RECORD	GAA	SV%	SO	GA	MIN	DRAFT
Michael Hrabal	UMass	29	19-9-1	1.95	.937	4	56	1721	*2023 (2-38)
Carsen Musser	Univ. of St. Thomas	21	11-6-3	2.96	.892	1	58	1177	*2023 (6-166)

CANADIAN HOCKEY LEAGUE (CHL) - REGULAR SEASON

SKATER	TEAM	POS.	GP	G	A	P	+/-	PIM	SOG	DRAFT
Cole Beaudoin	Barrie (OHL) *co-C*	C	54	33	55	88	+40	29	245	2024 (1-24)
Caleb Desnoyers	Moncton Wildcats *C*	C	45	22	56	78	+36	36	122	2025 (1-4)
Tij Iginla	Kelowna (WHL) *A*	LW	48	41	49	90	+47	29	236	2024 (1-6)
Tomas Lavoie	Cape Breton (QMJHL) *C*	D	24	5	16	21	+3	16	77	2024 (3-89)
	Chicoutimi (QMJHL)		32	5	21	26	+31	18	81	
Max Pšenička	Portland (WHL)	D	53	8	22	30	+3	67	114	2025 (2-46)
Gabe Smith	Moncton (QMJHL)	C	60	34	43	77	+44	49	163	2024 (4-103)
Veeti Väisänen	Medicine Hat (WHL)	D	47	6	17	23	+10	36	80	2024 (3-96)

UNITED STATES HOCKEY LEAGUE (USHL) – REGULAR SEASON

SKATER	TEAM	POS.	GP	G	A	P	+/-	PIM	DRAFT
Ludvig Lafton	Dubuque	D	51	2	28	30	+11	22	2024 (6-190)

2025-26 UTAH MAMMOTH PROSPECT STATISTICS

EUROPEAN LEAGUES – REGULAR SEASON

Czechia: Extraliga (1), Maxa Liga (2), Extraliga U20 (Jr.) / **Finland:** Liiga (1), Mestis (2), U20 SM-sarja (Jr.) / **Russia:** KHL (1), VHL (2) / **Sweden:** SHL (1), J20 Nationell (Jr.) / **Switzerland:** National League (1)

SKATER	TEAM	POS.	GP	G	A	P	+/-	PIM	SOG	DRAFT/ACQUIRED
Reko Alanko	Jokerit (Mestis)	D	14	1	1	2	+2	14	-	*2023 (6-162)
	Jokerit Jr. (U20 SM-sarja)		30	2	13	15	+0	99	-	
Samu Bau	SaiPa (Liiga)	D	59	5	11	16	-3	16	73	*2023 (6-162)
Gregor Biber	Rögle BK (SHL)	D	38	1	1	2	-2	12	25	2024 (4-98)
	IF Troja-Ljungby (HockeyAllsvenskan)		2	0	0	0	-2	2	-	
	Rögle BK Jr. (J20 Nationell)		3	1	2	3	+4	2	-	
Yegor Borikov	Dinamo Minsk (KHL)	LW/RW	59	16	14	30	+6	16	173	2025 (4-110)
Aleš Čech	BK Mladá Boleslav (Extraliga)	D	22	1	2	3	-2	18	16	2024 (5-153)
	SC Kolin (Maxa Liga)		19	0	6	6	+6	6	-	
Ilya Fedotov	Salavat Yulaev Ufa (KHL)	LW	14	0	2	2	-1	8	18	*2021 (2-43)
	Sibir Novosibirsk (KHL)		25	3	4	7	+2	13	45	
	Toros Neftekamsk (VHL)		5	3	1	4	+2	2	14	
Štěpán Hoch	HC Motor České Budějovice (Extraliga)	LW	37	2	4	6	-5	12	29	2025 (3-78)
	HC Tabor (Maxa Liga)		4	0	0	0	+2	0	-	
	HC Motor České Budějovice Jr. (Extraliga U20)		3	2	0	2	+3	2	-	
Vojtěch Hradec	BK Mladá Boleslav (Extraliga)	C	43	4	4	8	-12	12	55	2024 (6-167)
	BK Mladá Boleslav Jr. (Extraliga U20)		2	3	3	6	+3	0	-	
Ludvig Johnson	HC Fribourg-Gottéron (NL)	D	43	3	10	13	-2	41	-	2025 (6-174)
Vadim Moroz	Dinamo Minsk (KHL)	LW/RW	54	14	15	29	+4	31	134	*2023 (3-88)
GOALTENDER	TEAM	GP	RECORD	GAA	SV%	SO	GA	MIN	DRAFT	
Melker Thelin	Färjestad BK (SHL)	21	10-8-0	2.44	.899	2	44	1082	*2023 (5-124)	
Ivan Tkach-Tkachenko	Tolpar Ufa (MHL)	27	14-7-0	2.80	.894	3	73	1563	2025 (5-142)	

2026 IIHF WORLD JUNIOR CHAMPIONSHIP

Dec. 26, 2025 – Jan. 5, 2026 – Minneapolis & Saint Paul, Minnesota

SKATER	COUNTRY	POS.	GP	G	A	P	+/-	PIM	SOG	PLACE
Cole Beaudoin *A*	Canada	C	7	3	4	7	+3	2	13	Won Bronze Medal
Caleb Desnoyers	Canada	C	7	0	6	6	+2	4	10	Won Bronze Medal
Štěpán Hoch	Czechia	LW	7	1	0	1	-4	2	5	Won Silver Medal
Tij Iginla	Canada	LW	7	4	4	8	+3	0	21	Won Bronze Medal
Ludvig Johnson	Switzerland	D	5	1	1	2	-1	4	4	Lost in Quarterfinals
Max Pšenička	Czechia	D	7	1	2	3	+6	2	8	Won Silver Medal
Veeti Väisänen	Finland	D	7	0	0	0	-3	25	5	Lost in Bronze Medal Game

2026 IIHF WORLD JUNIOR CHAMPIONSHIP – DIVISION 1, GROUP A

Dec. 7-13, 2025 – Bled, Slovenia

SKATER	COUNTRY	POS.	GP	G	A	P	+/-	PIM	PLACE
Gregor Biber *A*	Austria	D	5	0	2	2	-4	2	Lost in Quarterfinals
Ludvig Lafton	Norway	D	5	1	8	9	+11	8	Won Gold Medal